



CITY OF  
**CONYERS**, GEORGIA

*Celebration of Community*

---

# Annual Comprehensive Financial Report

---

**Year Ending June 30, 2024**

[www.conyersga.gov](http://www.conyersga.gov)



CITY OF  
**CONYERS**

*Celebration of Community*

City of Conyers, Georgia  
Annual Comprehensive Financial Report  
Fiscal Year Ended June 30, 2024

Prepared by:  
Department of Finance & Administration

Chief Financial Officer: Isabel Rogers  
CPA: Twan L. Leonard

**CITY OF CONYERS, GEORGIA  
ANNUAL COMPREHENSIVE FINANCIAL REPORT  
FISCAL YEAR ENDED JUNE 30, 2024**

**TABLE OF CONTENTS**

	<b>PAGE</b>
<b><u>INTRODUCTORY SECTION</u></b>	
Transmittal Letter	i
GFOA Certificate of Achievement	vi
Organizational Chart	vii
Principal Officials	viii
<b><u>FINANCIAL SECTION</u></b>	
<b>INDEPENDENT AUDITOR'S REPORT</b>	1
<b>MANAGEMENT'S DISCUSSION AND ANALYSIS</b>	5
<b>BASIC FINANCIAL STATEMENTS</b>	17
<b>Government-wide Financial Statements</b>	
Statement of Net Position	18
Statement of Activities	19
<b>Government Fund Financial Statements</b>	
Balance Sheet – Governmental Funds	20
Reconciliation of the Fund Balance Sheet of Governmental Funds to the Statement of Net Position	22
Statement of Revenues, Expenditures, and Changes in Fund Balance – Governmental Funds	23
Reconciliation of the Statement of Revenues, Expenditures, and Changes in Fund Balance of Governmental Funds to the Statement of Activities	25

**Proprietary Fund Financial Statements**

**PAGE**

Statement of Fund Net Position – Proprietary Funds	26
Statement of Revenues, Expenses, and Changes in Fund Net Position – Proprietary Funds	28
Statement of Cash Flows – Proprietary Funds	29

**Notes to the Financial Statements**

31

**REQUIRED SUPPLEMENTARY INFORMATION**

Schedule of Revenues, Expenditures, and Changes in Fund Balance – Budget and Actual (Non-GAAP Budgetary Basis) – General Fund	75
Schedule of Revenues, Expenditures, and Changes in Fund Balance – Budget and Actual – Hotel/Motel Fund	77
Schedule of Revenues, Expenditures, and Changes in Fund Balance – Budget and Actual – ARPA Fund	78
Information about Infrastructure Assets Reported Using the Modified Approach	80
Schedule of Changes in the City's Net Pension Liability and Related Ratios	82
Schedule of City Contributions	83
Schedule of Changes in the City's Total OPEB Liability and Related Ratios	84

**SUPPLEMENTARY INFORMATION**

**Governmental Funds**

Combining Balance Sheet – Nonmajor Governmental Funds	86
Combining Statement of Revenues, Expenditures and Changes in Fund Balances – Nonmajor Governmental Funds	87
Schedules of Revenues, Expenditures, and Changes in Fund Balances Budget and Actual – Emergency Telephone Fund	88
Schedule of Revenues, Expenditure, and Changes in Fund Balances Budget and Actual – Forfeited Assets Fund	89
Schedule of Revenues, Expenditure, and Changes in Fund Balances Budget and Actual – Red Speed Fund	90
Schedule of Revenues, Expenditure, and Changes in Fund Balances Budget and Actual – TAD Bonds Fund	91

	<b>PAGE</b>
Schedule of Revenues, Expenditures, and Changes in Fund Balances- Budget and Actual – Debt Service Fund	92
Schedule of Expenditures of Special Purpose Local Option Sales Tax Proceeds – 2023 Issue	93
Balance Sheet- Component Unit	94
Statement of Revenues, Expenditures, and Changes in Fund Balance- Component Unit	95
 <b>CAPITAL ASSETS USED IN THE OPERATION OF GOVERNMENTAL FUNDS</b>	
Comparative Schedules by Source	97
Schedule by Function and Activity	98
Schedule of Changes by Function and Activity	99
 <b><u>STATISTICAL SECTION</u></b>	
<b>Statistical Information</b>	
Net Position by Component-Last Ten Fiscal Years	101
Changes in Net Position-Last Ten Fiscal Years	102
Governmental Activities Tax Revenue by Source-Last Ten Fiscal Years	104
Fund Balances, Governmental Funds- Last Ten Fiscal Years	105
Changes in Fund Balances, Governmental Funds-Last Ten Fiscal Years	106
Assessed and Estimated Actual Value of Taxable Property-Last Ten Fiscal Years	108
General Governmental Expenditures by Function-Last Ten Fiscal Years	109
General Governmental Revenues by Source-Last Ten Fiscal Years	110
General Fund Tax Revenue by Source-Last Ten Fiscal Years	111
Property Tax Rates Direct and Overlapping Governments-Last Ten Fiscal Years	112
Principal Property Tax Payers- Current and Nine Years Ago	113
Property Tax Levies and Collections-Last Ten Fiscal Years	114
Ratios of Outstanding Debt by Type-Last Ten Fiscal Years	115
Ratio of Net General Bonded Debt-Last Ten Fiscal Years	116
Computation of Direct and Overlapping Debt	117
Legal Debt Margin Information-Last Ten Fiscal Years	118

	<b>PAGE</b>
Demographic and Economic Statistics-Last Ten Fiscal Years	119
Property Value and Construction-Last Ten Fiscal Years	120
Principal Employers-Current Year and Nine Years Ago	121
Full-time Equivalent City Government Employees by Function-Last Ten Fiscal Years	122
Operating Indicators by Function-Last Ten Fiscal Years	123
Capital Asset Statistics by Function	124

**COMPLIANCE SECTION**

Independent Auditor's Report on Internal Control Over Financial Reporting and on Compliance and Other Matters Based on an Audit of Financial Statements Performed in Accordance with <i>Government Auditing Standards</i>	125
---	-----

## **INTRODUCTORY SECTION**



**CITY OF  
CONYERS**  
*Celebration of Community*

TRANSMITTAL LETTER  
CITY OF CONYERS  
GEORGIA

November 18, 2024

To the Honorable Mayor, Members of the Governing Council, and Citizens of the City of Conyers:

**Mayor**  
Vince Evans

**City Council**  
Eric Fears  
Charles Bryant  
Gerald Hinesley Sr.  
Valyncia Smith  
Connie Alsobrook

**City Manager**  
Kameron Kelley

**Chief Financial Officer**  
Isabel Rogers

**Chief Operating Officer**  
Brian Frix

901 O’Kelly Street  
Conyers, GA 30012  
(770) 483-4411  
www.conyersga.gov

State law mandates that all general-purpose local governments publish a comprehensive financial report within six months of each fiscal year’s end. This report must adhere to generally accepted accounting principles (GAAP) and undergo an audit by licensed certified public accountants, conforming to generally accepted auditing standards. In accordance with this requirement, we present the City of Conyers’ annual comprehensive financial report for the fiscal year ending June 30, 2024.

This report reflects management’s representations of the City of Conyers’ financial status. Management assumes full responsibility for the accuracy and completeness of all information presented. To ensure this reliability, the City of Conyers has implemented a comprehensive internal control framework. This framework is designed to safeguard the City’s assets against loss, theft, or misuse, and to ensure the compilation of reliable data for the preparation of financial statements in accordance with GAAP. While these controls aim to provide reasonable assurance against material misstatements, they cannot guarantee absolute prevention. Management asserts that, to the best of our knowledge and belief, this financial report is complete and reliable in all material respects.

Mauldin & Jenkins, a licensed certified public accounting firm, conducted an independent audit of the City of Conyers’ financial statements. The audit aimed to provide reasonable assurance that the financial statements for the fiscal year ended June 30, 2024, are free from material misstatement. Their procedures included examining supporting evidence, assessing accounting principles and management’s estimates, and evaluating the overall financial statement presentation. Based on their audit, Mauldin & Jenkins issued an unmodified opinion, concluding that the City of Conyers’ financial statements are fairly presented in conformity with GAAP. This independent auditor’s report is included at the beginning of the financial section of this report.

In compliance with GAAP, this report includes Management’s Discussion and Analysis (MD&A), providing a narrative introduction, overview, and analysis of the basic financial statements. This transmittal letter complements the MD&A and should be read in conjunction with it. The MD&A follows the independent auditor’s report.

**Profile of the City**

The City of Conyers is a municipal corporation created and existing under the laws of the State of Georgia. Conyers is located in the eastern edge of the Atlanta Metropolitan Area, approximately 24 miles east of the City of Atlanta. Conyers is the county seat of Rockdale County, and is the only incorporated city within Rockdale County. The City, originally chartered in 1854, presently has a land area of approximately 11.80 square miles. The City provides a full range of services to

approximately 19,505 citizens. Included in these services are traditional municipal functions such as public police protection, sanitation services, security alarm monitoring and maintenance, culture and recreation, street maintenance, stormwater and environmental services.

The City's legislative and policy-making authority resides with a governing council comprising the mayor and five council members. The council's responsibilities include enacting ordinances, adopting the budget, appointing committees, and hiring the City Manager and City Attorney. The City Manager executes the council's policies and ordinances, manages daily operations, and appoints department heads. Council members are elected on a non-partisan basis to four-year staggered terms, with four members elected every two years. The mayor serves a four-year term and is elected at large. All council members are elected by district.

The annual budget serves as the foundation for the City's financial planning and control. The Chief Financial Officer may revise appropriations within each department; however, transfers of appropriations between departments and the appropriation of additional funds, require the special approval of the City Council in the form of a budget amendment.

### **Factors Affecting Financial Condition**

The information presented in the financial statements is perhaps best understood when it is considered from the broader perspective of the specific environment within which the City of Conyers operates.

**Local economy:** The City of Conyers currently has a growing economic environment and local indicators point to continued stability and growth. The region has a varied manufacturing and industrial base and the City's financial forecast for the next five years indicates stable economic growth. This analysis is based in large measure, on the financial trend analysis of key indicators such as taxable property values and population growth.

**Tourism:** Impact numbers provided by Tourism Economics, that conducts an annual study for Explore Georgia, the tourism and marketing arm of the Georgia Department of Economic Development (GDEcD), reflects that locally, tourists spent approximately \$151.5 million in Conyers and Rockdale County in fiscal year 2023. There were 1,463 tourism jobs generated locally and residents saved \$363.00 in state and local tax savings per household.

**Recent Development:** The City continues to see growth in local development and commerce. Residential development is at an all-time high with new construction in single-family homes, multi-family dwellings, and apartment complexes. Interest in redevelopment continues throughout the City at Salem Gate Market and in other established retail developments.

### **Long Term Financial Planning**

The City has developed a strategic plan that will focus on the following areas of priority: City Hall Master Plan, Community Identity, Quality of Life, Olde Towne, Transportation and Infrastructure, Recreation and Internal Operations. Public input was received to assist the City with developing this plan. The steps necessary for implementation have been developed and will serve as a guide to complete each area of priority.

### ***Community Identity***

Knowing who you are and determining how to tell that story to residents and visitors alike can be critical to community growth, development, and redevelopment. The “Celebration of Community” tagline and branding encourages citizens to celebrate its history and past, while embracing and celebrating the present and future. The first phase of new wayfinding signage was completed in the summer of 2019 that incorporates the “Celebration of Community” brand.

### ***Quality of Life***

The appearance of a community is where its story begins – what we see is our first impression and that contributes significantly to the quality of life of residents. Therefore, creating a high quality of life includes ensuring that existing codes to address issues such as blighted properties or litter are enforced equally and that other tools necessary to enhance quality of life are developed and implemented. Quality of life is also significantly enhanced if residents feel safe and secure in their homes, their neighborhoods, and within the larger community. Conyers Code Enforcement, working in cooperation with the Conyers Police Department, is aiding in enhancing quality of life for residents.

### ***Olde Town***

As one of the most attractive and well-known areas of Conyers, Olde Town has an identity that is worth protecting and growing. Olde Town Conyers is seeing a resurgence with the opening of new restaurants and businesses, the addition of overhead string lighting over Center and Commercial streets to create a welcoming ambiance, and popular signature events to attract residents and visitors to the downtown district.

### ***Transportation and Infrastructure***

Communities must constantly consider how to move people through and within their community and Conyers is no different. Whether by road, sidewalk, or trail; how it might connect to adjacent jurisdictions and what features and or amenities are necessary and needed along any given route all must be considered. These are not overnight projects, and great thought and planning must go into their complete execution. The City continues to identify various trail projects, traffic flow improvements, and infrastructure upgrades that will be implemented.

### ***Recreation***

Recreational opportunities in Conyers are certainly one of its greatest assets. The Olympic legacy of the Georgia International Horse Park (GIHP) and the amenities that have been added – such as the nature center and extensive trails – are certainly tourist attractions. However, it is important to maintain and update facilities, as needed, so that economic opportunities can be realized. Increasing awareness of the recreational opportunities offered at the GIHP can help develop and ensure the economic vitality of this outstanding resource. Other recreational assets of the community, such as Cherokee Run Golf Club, should also be enhanced to increase the opportunity for diversified economic activity.

### ***Internal Operations***

The tasks that are undertaken to ensure the smooth operation of the government itself take place behind the scenes and are often unknown and underappreciated. They are, however, no less important than other efforts. The City plans to create disaster recovery plans; develop and test mobile workforce model; and integrate new technologies.

## **Relevant Financial Policies**

Throughout the years, the Finance Department administers the financial policies outlined by the Council. These policies address fund balances, the use of onetime revenues, issuance of debt, purchasing and procurement, capital expenditures, cash and investment management, and accounting practices. In totality, these policies formulate the core criteria for which internal evaluations occur. Each year at the council retreat, the Chief Financial Officer is responsible for the reporting and addressing of the financial management of these policies.

## **Major Initiatives**

Like most successful corporations and businesses, a municipality must have a strong, realistic budget and a budgeting process in place that lends itself to sound fiscal practices. The following are some of the projects that the Mayor and Council recognized as priorities for fiscal year 2024:

- Public safety remains a priority for the safety and welfare of Conyers residents, businesses and visitors. The Conyers Police Department (CPD) continues to meet and exceed standards prescribed by the Commission on Accreditation for Law Enforcement Agencies (CALEA). The department will be completing the reaccreditation process in fiscal year 2025. The department prides itself on year-to-year decreases in crime, lightning-fast response times in its 911 Center, and the use of cutting-edge technology and equipment to ensure every effort is made to proactively fight crime. Successful community initiatives such as Coffee with a Cop, a community Easter egg hunt, food giveaways, and citizen police academies continue to foster a positive relationship between law enforcement and the public.
- Quality of life enhancements are integral to a thriving community. The new Conyers Spring Concert Series, introduced in 2024, was met with much acclaim and will return in 2025, along with other enhancements such as eye-catching art installations in Olde Town Conyers and partnering with Rockdale County on the construction of a skateboard park. The Big Haynes Creek Nature Center has introduced educational programming and organized activities to engage the community, while showing support and sustainability for the environmental preserve at the Georgia International Horse Park.
- Connectivity and walkability continue to be at the forefront of the City's vision to provide citizens with increased accessibility to nearby businesses, restaurants, and services. Sidewalk extension projects along Green Street and South Main Street are closer to reality in 2025, while Public Works and Transportation personnel continue to competitively bid projects such as the \$2.9 million resurfacing project of 8.41 miles of City streets funded by grant and SPLOST.
- Citizen engagement in the form of the new Conyers University, a six-week class for citizens, educating them on all facets of City government, an essay contest for high school seniors, festivals and events, communication through various platforms, and other means to interact and engage with residents is top of mind.

**Awards and Acknowledgments**


**Awards:** The Government Finance Officers Association of the United States and Canada (GFOA) awarded a Certificate of Achievement for Excellence in Financial Reporting to the City of Conyers for its Annual Comprehensive Financial Report for the fiscal year ended June 30, 2023. The Certificate of Achievement is a prestigious national award, recognizing conformance with the highest standards for preparation of state and local government financial reports.

In order to be awarded a Certificate of Achievement, a government unit must publish an easily readable and efficiently organized annual comprehensive financial report (ACFR), whose contents conform to program standards. Such ACFR must satisfy both generally accepted accounting principles and applicable legal requirements. A Certificate of Achievement is valid for a period of one year only. The City of Conyers has received a Certificate of Achievement for the last thirty-one (31) consecutive years (fiscal years ended 1993-2023). We believe our current report continues to conform to the Certificate of Achievement program requirements, and we are submitting it to GFOA.

The Government Finance Officers Association of the United States and Canada (GFOA) presented an award for Distinguished Budget Presentation to the City of Conyers for its annual budget for the fiscal year beginning July 1, 2023. The City of Conyers has received the Distinguished Budget award for the last thirty-two (32) consecutive years, (fiscal years beginning 1992-2023). In order to receive this award, a governmental unit must publish a budget document that meets program criteria as a policy document, as an operations guide, as a financial plan and as a communication device. The award is valid for a period of one year only. We believe our current budget continues to conform to program requirements and we have submitted it to GFOA to determine its eligibility for another award.

**Acknowledgements:** The preparation of the Annual Comprehensive Financial Report on a timely basis was made possible by the dedicated service of the entire staff of the Department of Administration. Each member of the department has our sincere appreciation for the contributions made in the preparation of this report. We would also like to thank the Mayor and City Council for the support they have given us in planning and conducting the financial operations of the City in a responsible and progressive manner.

Respectfully submitted,



Isabel Rogers  
Chief Financial Officer



Kameron Kelley  
City Manager



Government Finance Officers Association

Certificate of Achievement for  
Excellence in Financial Reporting

Presented to

**City of Conyers  
Georgia**

For its Annual Comprehensive Financial Report  
For the Fiscal Year Ended

June 30, 2023

*Christopher P. Morrill*

Executive Director/CEO



**Citizens of Conyers**

**Mayor and City Council**

**City Manager**  
Kameron Kelley  
770-929-4226

**Chief Financial Officer**  
Isabel Rogers  
770-785-5042

**Human Resources**  
Casey Duren  
770-929-0453

- Employee Benefits
- Personnel Rules & Regulations
- Recruitment
- Employee Programs
- Employee Evaluations
- Salary Surveys
- Employee Assistance
- Employee Orientation

**Finance**  
Yvonne Glumb  
770-929-4230

- Accounts Payable
- Accounts Receivable
- Cash Management
- Budget Preparation
- ACFR Preparation
- Grants Management
- Payroll
- Purchasing
- Customer Services
- Payment for City Services
- Property Tax Management
- Investments

**City Attorney**  
Carrie Bootcheck  
770-929-4217

**Chief of Police**  
Scott Freeman  
770-483-6600

- Crime Prevention
- Criminal Investigations
- Drug Enforcement
- Fingerprinting
- Narcotics
- Patrol
- Communication
- Background Checks
- Court Services
  - ✓ Probation, Court, Community Services

**Chief of Operations**  
Brian Frix  
770-785-6694

**Technology**  
Alan Hackett  
770-785-6698

- Server Maintenance
- Phone System Support
- Network Maintenance
- IT Projects
- Disaster Recovery
- Helpdesk Support
- Security Monitoring

**Tourism & Public Relations**  
Jennifer Edwards  
770-929-4299

- CCVB
- City Volunteer Program
- Downtown Program Series
- Welcome Center
- Marketing
- Media Relations
- Main Street Program

**Planning & Inspections**  
Scott Gaither  
770-929-4280

- Building Maintenance
- Business Licenses
- Nuisances
- Occupational Tax
- Permits
- Zoning
- Land Use Plan
- GIS Mapping System

**Public Works and Transportation**  
Craig Mitchell  
770-785-6690

- Street Repairs and Maintenance
- Solid Waste Collection
- Landscaping Services
- Transportation
- SPLOST Projects
- Vehicle Maintenance
- Stormwater Management

**Horse Park**  
Jennifer Bexley  
770-860-4190

- Event Bookings
- Facility Rental
- Horse Park Maintenance
- Sponsorships
- GIHP Merchandise
- GIHP Website
- GIHP Management
- Big Haynes Creek Nature Center

**Cherokee Run Golf Course**  
Andy Bowman  
770-785-7904

- Golf Operations
- Inventory Control
- Tournaments
- Food and Beverages
- Special Events

**City of Conyers, Georgia**  
**List of Elected and Appointed Officials**  
**as of June 30, 2024**

**Elected Officials**

Mayor  
Council Member: District 1  
Council Member: District 2 Post 1  
Council Member: District 2 Post 2  
Council Member: District 3  
Council Member: District 4

Vince Evans  
Eric Fears  
Charlie Bryant  
Connie Alsobrook  
Gerald Hinesley Sr.  
Valyncia Smith

**Appointed Officials**

City Manager  
Chief Financial Officer  
Chief Operating Officer  
City Attorney  
Chief of Police  
Director of Planning & Inspections  
Director of Georgia International Horse Park  
Director of Public Relations & Tourism  
Director of Golf  
Director of Human Resources  
Deputy Director of Finance  
Deputy Chief of Police  
Deputy Director of Public Works & Transportation  
Technology Manager  
City Clerk  
CPA

Kameron Kelley  
Isabel Rogers  
Brian Frix  
Carrie Bootcheck  
Scott Freeman  
Scott Gaither  
Jennifer Bexley  
Jennifer Edwards  
Andy Bowman  
Casey Duren  
Yvonne Glumb  
Kim Lucas  
Craig Mitchell  
Alan Hackett  
Nicole Holsomback  
Twan Leonard

## **FINANCIAL SECTION**



## INDEPENDENT AUDITOR'S REPORT

---

**To the Honorable Mayor and Members  
of the City Council  
Conyers, Georgia**

### **Report on the Audit of the Financial Statements**

#### ***Opinions***

We have audited the accompanying financial statements of the governmental activities, the business-type activities, the discretely presented component unit, each major fund, and the aggregate remaining fund information of the **City of Conyers, Georgia** (the "City"), as of and for the year ended June 30, 2024, and the related notes to the financial statements, which collectively comprise the City's basic financial statements as listed in the table of contents.

In our opinion, the financial statements referred to above present fairly, in all material respects, the respective financial position of the governmental activities, the business-type activities, the discretely presented component unit, each major fund, and the aggregate remaining fund information of the City as of June 30, 2024, and the respective changes in financial position, and, where applicable, cash flows thereof for the year then ended in accordance with accounting principles generally accepted in the United States of America.

#### ***Basis for Opinions***

We conducted our audit in accordance with auditing standards generally accepted in the United States of America and the standards applicable to financial audits contained in *Government Auditing Standards*, issued by the Comptroller General of the United States. Our responsibilities under those standards are further described in the Auditor's Responsibilities for the Audit of the Financial Statements section of our report. We are required to be independent of the City and to meet our other ethical responsibilities, in accordance with the relevant ethical requirements relating to our audit. We believe that the audit evidence we have obtained is sufficient and appropriate to provide a basis for our audit opinions.

#### ***Responsibilities of Management for the Financial Statements***

Management is responsible for the preparation and fair presentation of the financial statements in accordance with accounting principles generally accepted in the United States of America, and for the design, implementation, and maintenance of internal control relevant to the preparation and fair presentation of financial statements that are free from material misstatement, whether due to fraud or error.

In preparing the financial statements, management is required to evaluate whether there are conditions or events, considered in the aggregate, that raise substantial doubt about the City's ability to continue as a going concern for twelve months beyond the financial statement date, including any currently known information that may raise substantial doubt shortly thereafter.

---

### ***Auditor's Responsibilities for the Audit of the Financial Statements***

Our objectives are to obtain reasonable assurance about whether the financial statements as a whole are free from material misstatement, whether due to fraud or error, and to issue an auditor's report that includes our opinions. Reasonable assurance is a high level of assurance but is not absolute assurance and, therefore, is not a guarantee that an audit conducted in accordance with generally accepted auditing standards and *Government Auditing Standards* will always detect a material misstatement when it exists. The risk of not detecting a material misstatement resulting from fraud is higher than for one resulting from error, as fraud may involve collusion, forgery, intentional omissions, misrepresentations, or the override of internal control. Misstatements are considered material if there is a substantial likelihood that, individually or in the aggregate, they would influence the judgment made by a reasonable user based on the financial statements.

In performing an audit in accordance with generally accepted auditing standards and *Government Auditing Standards*, we:

- Exercise professional judgment and maintain professional skepticism throughout the audit.
- Identify and assess the risks of material misstatement of the financial statements, whether due to fraud or error, and design and perform audit procedures responsive to those risks. Such procedures include examining, on a test basis, evidence regarding the amounts and disclosures in the financial statements.
- Obtain an understanding of internal control relevant to the audit in order to design audit procedures that are appropriate in the circumstances, but not for the purpose of expressing an opinion on the effectiveness of the City's internal control. Accordingly, no such opinion is expressed.
- Evaluate the appropriateness of accounting policies used and the reasonableness of significant accounting estimates made by management, as well as evaluate the overall presentation of the financial statements.
- Conclude whether, in our judgment, there are conditions or events, considered in the aggregate, that raise substantial doubt about the City's ability to continue as a going concern for a reasonable period of time.

We are required to communicate with those charged with governance regarding, among other matters, the planned scope and timing of the audit, significant audit findings, and certain internal control-related matters that we identified during the audit.

### ***Required Supplementary Information***

Accounting principles generally accepted in the United States of America require that the Management's Discussion and Analysis ("MD&A") (on pages 5 through 16) and budgetary comparison information for the General Fund, Hotel/Motel Fund, and the American Rescue Act Fund, information about infrastructure assets reported using the modified approach, Schedule of Changes in the City's Net Pension Liability and Related Ratios, Schedule of City Contributions, and Schedule of Changes in the City's Total OPEB Liability and Related Ratios (on pages 75 through 84) be presented to supplement the basic financial statements. Such information is the responsibility of management and, although not a part of the basic financial statements, is required by the Governmental Accounting Standards Board who considers it to be an essential part of financial reporting for placing the basic financial statements in an appropriate operational, economic, or historical context. We have applied certain limited procedures to the required supplementary information in accordance with auditing standards generally accepted in the United States of America, which consisted of inquiries of management about the methods of preparing the information and comparing the information for consistency with management's responses to our inquiries, the basic financial statements, and other knowledge we obtained during our audit of the basic financial statements. We do not express an opinion or provide any assurance on the information because the limited procedures do not provide us with sufficient evidence to express an opinion or provide any assurance.

---

**Supplementary Information**

Our audit was conducted for the purpose of forming opinions on the financial statements that collectively comprise the City's basic financial statements. The accompanying Combining and Individual Nonmajor Fund financial statements and schedules, discretely presented component unit balance sheet and Statement of Revenues, Expenditures, and Changes in Fund Balance, capital assets used in the operation of governmental funds – comparative schedules by source, capital assets used in the operation of governmental funds – schedule by function and activity, and capital assets used in the operation of governmental funds – schedule of changes by function and activity are presented for purposes of additional analysis and are not a required part of the basic financial statements. The accompanying Schedule of Expenditures of Special Purpose Local Option Sales Tax ("SPLOST") Proceeds is presented for purposes of additional analysis as required by the Official Code of Georgia Annotated ("O.C.G.A.") §48-8-121 and are not a required part of the basic financial statements. Such information is the responsibility of management and was derived from and relates directly to the underlying accounting and other records used to prepare the basic financial statements. The information has been subjected to the auditing procedures applied in the audit of the basic financial statements and certain additional procedures, including comparing and reconciling such information directly to the underlying accounting and other records used to prepare the basic financial statements or to the basic financial statements themselves, and other additional procedures in accordance with auditing standards generally accepted in the United States of America. In our opinion, the accompanying Combining and Individual Nonmajor Fund financial statements and schedules, discretely presented component unit financial statements, capital assets used in the operation of governmental funds – comparative schedules by source, capital assets used in the operation of governmental funds – schedule by function and activity, capital assets used in the operation of governmental funds – schedule of changes by function and activity, and Schedule of Expenditures of Special Purpose Local Option Sales Tax Proceeds are fairly stated, in all material respects, in relation to the basic financial statements as a whole.

We also have previously audited, in accordance with auditing standards generally accepted in the United States of America, the City's basic financial statements for the year ended June 30, 2023, which are not presented with the accompanying financial statements and we expressed unmodified opinions on the respective financial statements of the governmental activities, the business-type activities, the discretely presented component unit, each major fund, and the aggregate remaining fund information in our report dated November 29, 2023. That audit was conducted for the purpose of forming opinions on the financial statements that collectively comprise the City's basic financial statements as a whole. The partial comparative information included in the capital assets used in the operation of governmental funds – comparative schedules by source for the year ended June 30, 2023, are presented for purposes of additional analysis and are not a required part of the basic financial statements. Such information is the responsibility of management and was derived from and relates directly to the underlying accounting and other records used to prepare the 2023 basic financial statements. The information has been subjected to the auditing procedures applied in the audit of those basic financial statements and certain additional procedures, including comparing and reconciling such information directly to the underlying accounting and other records used to prepare the basic financial statements or to the basic financial statements themselves, and other additional procedures in accordance with auditing standards generally accepted in the United States of America. In our opinion, the 2023 partial comparative information included in the capital assets used in the operation of governmental funds – comparative schedules by source are fairly stated in all material respects in relation to the basic financial statements from which they have been derived.

---

**Other Information**

Management is responsible for the other information included in the annual report. The other information comprises the introductory and statistical sections but does not include the basic financial statements and our auditor's report thereon. Our opinions on the basic financial statements do not cover the other information, and we do not express an opinion or any form of assurance thereon.

In connection with our audit of the basic financial statements, our responsibility is to read the other information and consider whether a material inconsistency exists between the other information and the basic financial statements, or the other information otherwise appears to be materially misstated. If, based on the work performed, we conclude that an uncorrected material misstatement of the other information exists, we are required to describe it in our report.

**Other Reporting Required by Government Auditing Standards**

In accordance with *Government Auditing Standards*, we have also issued our report dated November 18, 2024, on our consideration of the City's internal control over financial reporting and on our tests of its compliance with certain provisions of laws, regulations, contracts, and grant agreements and other matters. The purpose of that report is solely to describe the scope of our testing of internal control over financial reporting and compliance and the results of that testing, and not to provide an opinion on the effectiveness of the City's internal control over financial reporting or on compliance. That report is an integral part of an audit performed in accordance with *Government Auditing Standards* in considering the City of Conyers, Georgia's internal control over financial reporting and compliance.

*Mauldin & Jenkins, LLC*

Macon, Georgia  
November 18, 2024

## Management's Discussion and Analysis

As management of the City of Conyers, we offer readers of the City of Conyers' financial statements this narrative overview and analysis of the financial activities of the City of Conyers for the fiscal year ended June 30, 2024. We encourage readers to consider the information presented here in conjunction with additional information that we have furnished in our letter of transmittal, which can be found on pages i-vi of this report.

### Financial Highlights

- The City of Conyers total assets and deferred outflows exceeded its total liabilities and deferred inflows by \$50,276,929 (net position).
- The City's total net position increased by \$4,431,476.
- As of the close of the current fiscal year, the City of Conyers' governmental funds reported combined ending fund balances of \$22,760,785 an increase in fund balance of \$3,299,913 in comparison with the prior year.
- The City's long-term liabilities increased by \$12.7 million which is mainly due to the increase in the OPEB calculation.
- In February 2024, Moody's Investor Services upgraded the City's debt ratings to A1 from A2. The upgrade of the rating reflects the City's strengthened financial reserves.

### Overview of the Financial Statements

This discussion and analysis are intended to serve as an introduction to the City of Conyers' basic financial statements. The City of Conyers' basic financial statements comprise three components: 1) government-wide financial statements, 2) fund financial statements, and 3) notes to the financial statements. This report also contains other supplementary information in addition to the basic financial statements themselves.

**Government-wide financial statements.** The *government-wide financial statements* are designed to provide readers with a broad overview of the City of Conyers' finances, in a manner similar to a private-sector business.

The *statement of net position* presents financial information on all of the City of Conyers' assets, liabilities, and deferred inflows/outflows of resources, with the difference reported as *net position*. Over time, increases or decreases in net position may serve as a useful indicator of whether the financial position of the City of Conyers is improving or deteriorating.

The *statement of activities* presents information showing how the government's net position changed during the most recent fiscal year. All changes in net position are reported as soon as the underlying event giving rise to the change occurs, *regardless of the timing of related cash flows*. Thus, revenues and expenses are reported in this statement for some items that will only result in cash flow in future fiscal periods (e.g., uncollected taxes and earned but unused vacation leave).

Both of the government-wide financial statements distinguish functions of the City of Conyers that are principally supported by taxes and intergovernmental revenues (*governmental activities*) from other functions that are intended to recover all or a significant portion of their costs through user fees and charges (*business-type activities*). The governmental activities of the City of Conyers include general government, public safety and communications, public works, and culture and recreation. The business-type activities of the City of Conyers include sanitation, stormwater, landfill, and golf operations. The government-wide financial statements can be found beginning on page 18 of this report.

**Fund financial statements.** A *fund* is a grouping of related accounts that is used to maintain control over resources that have been segregated for specific activities or objectives. The City of Conyers, like other state and local governments, uses fund accounting to ensure and demonstrate compliance with finance-related legal requirements. All of the funds of the City of Conyers can be divided into two categories: governmental funds and proprietary funds.

**Governmental funds.** *Governmental funds* are used to account for essentially the same functions reported as *governmental activities* in the government-wide financial statements. However, unlike the government-wide financial statements, governmental fund financial statements focus on *near-term inflows and outflows of spendable resources*, as well as on *balances of spendable resources* available at the end of the fiscal year. Such information may be useful in evaluating a government's near-term financing requirements.

Because the focus of governmental funds is narrower than that of the government-wide financial statements, it is useful to compare the information presented for *governmental funds* with similar information presented for *governmental activities* in the government-wide financial statements. By doing so, readers may better understand the long-term impact of the government's near-term financing decisions. Both the governmental fund balance sheet and the governmental fund statement of revenues, expenditures, and changes in fund balances provide a reconciliation to facilitate this comparison between *governmental funds* and *governmental activities*.

The City of Conyers maintains ten individual governmental funds. Information is presented separately in the governmental fund balance sheet and in the governmental fund statement of revenues, expenditures, and changes in fund balances for the general fund, the hotel/motel fund, the ARPA fund, and SPLOST capital project fund which are considered to be major funds. Data from the other six governmental funds are combined into a single, aggregated presentation. Individual fund data for each of these nonmajor

governmental funds is provided in the form of *combining statements* elsewhere in this report. The basic governmental fund financial statements can be found beginning on page 19 of this report.

**Proprietary funds.** The City of Conyers maintains only two types of proprietary funds, enterprise funds and internal service fund. *Enterprise funds* are used to report the same functions presented as *business-type activities* in the government-wide financial statements. The City of Conyers uses enterprise funds to account for its Sanitation, Stormwater, Landfill, and Golf operations. The City uses the internal service fund to account for health insurance payments. Because of the nature of the internal service fund, it is consolidated within the business-type activities with their net position totals allocated between governmental and business-type activities.

Proprietary funds provide the same type of information as the government-wide financial statements, only in more detail. The proprietary fund financial statements provide separate information for the sanitation, stormwater, landfill, and golf operations, all of which are considered to be major funds of the City of Conyers. The basic proprietary fund financial statements can be found beginning on page 26 of this report.

**Notes to the financial statements.** The notes provide additional information that is essential to a full understanding of the data provided in the government-wide and fund financial statements. The notes to the financial statements can be found beginning on page 31 of this report.

**Other information.** In addition to the basic financial statements and accompanying notes, this report also presents certain *required supplementary information*. The City of Conyers adopts an annual appropriated budget for its governmental funds except the capital projects funds. The capital project fund budget is adopted on the project length basis. A budgetary comparison schedule has been provided for the governmental funds to demonstrate compliance with this budget. Information about the City's infrastructure assets reported using the modified approach is also presented. The City also presents information concerning the City of Conyers' progress in funding its obligation to provide pension benefits to its employees. Required supplementary information can be found beginning on page 74 of this report.

The combining statements referred to earlier in connection with non-major governmental funds are presented immediately following the required supplementary information about the City's infrastructure assets reported using the modified approach. Combining and individual fund statements and schedules can be found beginning on page 85 of this report.

## Government-wide Financial Analysis

As noted earlier, net position may serve over time as a useful indicator of a government’s financial position. In the case of the City of Conyers, assets and deferred outflows exceeded liabilities and deferred inflows of resources by \$50,276,929 at the close of the most recent fiscal year.

By far the largest portion of the City of Conyers’ net position reflects its investment in capital assets (e.g., land, buildings, machinery, and equipment), less any related debt used to acquire those assets that are still outstanding. The City of Conyers uses these capital assets to provide services to citizens; consequently, these assets are *not* available for future spending. Although the City of Conyers’ investment in its capital assets is reported net of related debt, it should be noted that the resources needed to repay this debt must be provided from other sources, since the capital assets themselves cannot be used to liquidate these liabilities.

		City of Conyers’ Net Position					
		Governmental		Business-Type		Total	
		Activities		Activities			
		2024	2023	2024	2023	2024	2023
Current and other assets		\$ 26,371,609	\$ 25,261,033	\$ 1,160,715	\$ 1,153,686	\$ 27,532,324	\$ 26,414,719
Capital assets		68,249,602	64,099,633	4,013,860	4,213,420	72,263,462	68,313,053
	Total assets	<u>94,621,211</u>	<u>89,360,666</u>	<u>5,174,575</u>	<u>5,367,106</u>	<u>99,795,786</u>	<u>94,727,772</u>
Deferred Outflows of Resources		<u>19,934,934</u>	<u>11,340,541</u>	<u>388,949</u>	<u>611,131</u>	<u>20,323,883</u>	<u>11,951,672</u>
Long-term liabilities outstanding		55,332,165	42,575,134	1,150,042	1,173,399	56,482,207	43,748,533
Other liabilities		3,243,079	4,935,843	909,369	772,199	4,152,448	5,708,042
	Total liabilities	<u>58,575,244</u>	<u>47,510,977</u>	<u>2,059,411</u>	<u>1,945,598</u>	<u>60,634,655</u>	<u>49,456,575</u>
Deferred Inflows of Resources		<u>9,202,436</u>	<u>11,377,416</u>	<u>5,649</u>	<u>-</u>	<u>9,208,085</u>	<u>11,377,416</u>
Net position:							
	Net investment in capital assets	55,370,380	49,961,542	4,013,860	4,213,420	59,384,240	54,174,962
	Restricted	7,726,356	7,068,749	-	-	7,726,356	7,068,749
	Unrestricted (deficit)	<u>(16,318,271)</u>	<u>(15,217,477)</u>	<u>(515,396)</u>	<u>(180,781)</u>	<u>(16,833,667)</u>	<u>(15,398,258)</u>
	Total net position	<u>\$ 46,778,465</u>	<u>\$ 41,812,814</u>	<u>\$ 3,498,464</u>	<u>\$ 4,032,639</u>	<u>\$ 50,276,929</u>	<u>\$ 45,845,453</u>

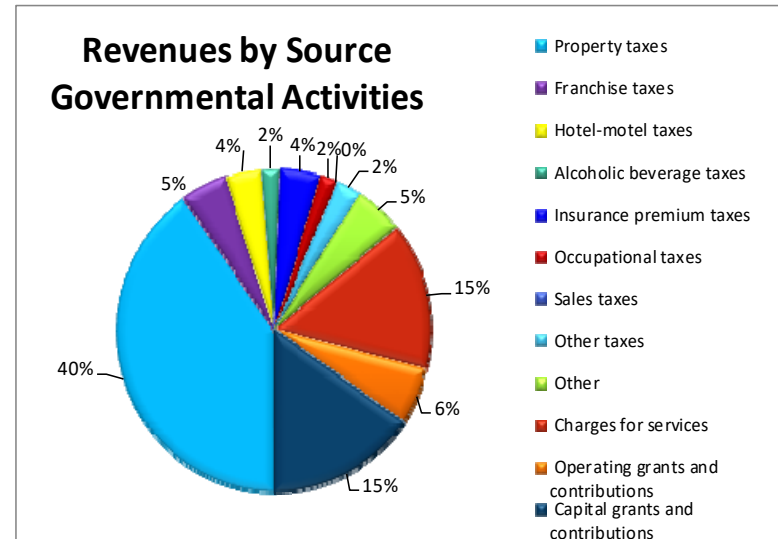
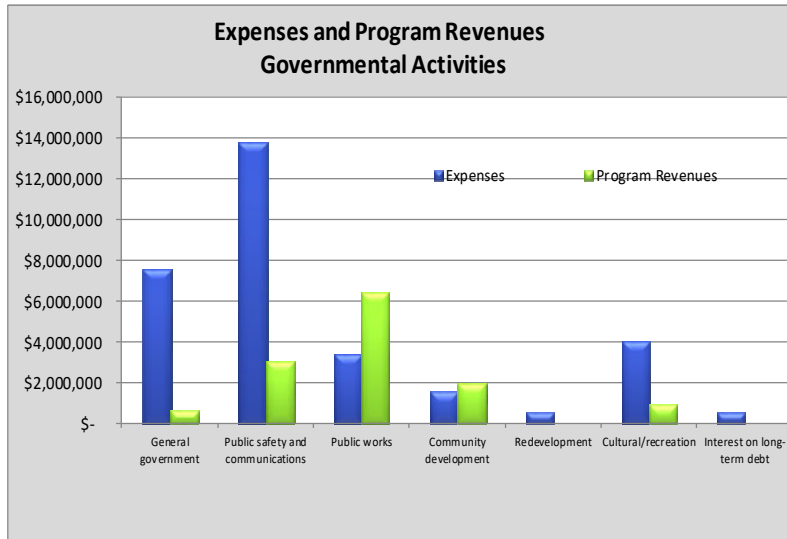
The net position of the City’s governmental activities increased by 11.9% (\$46,778,465 compared to \$41,812,814 ). Unrestricted net position – the part of net position that can be used to finance day-to-day operations without constraints established by debt covenants, enabling legislation, or other legal requirements – changed from (\$15,217,477) at June 30, 2023 to (\$16,318,271) at the end of this year. The net position of our business-type activities decreased by \$534,175 compared to an increase of \$31,550 in the prior year.

## City of Conyers' Changes in Net Position

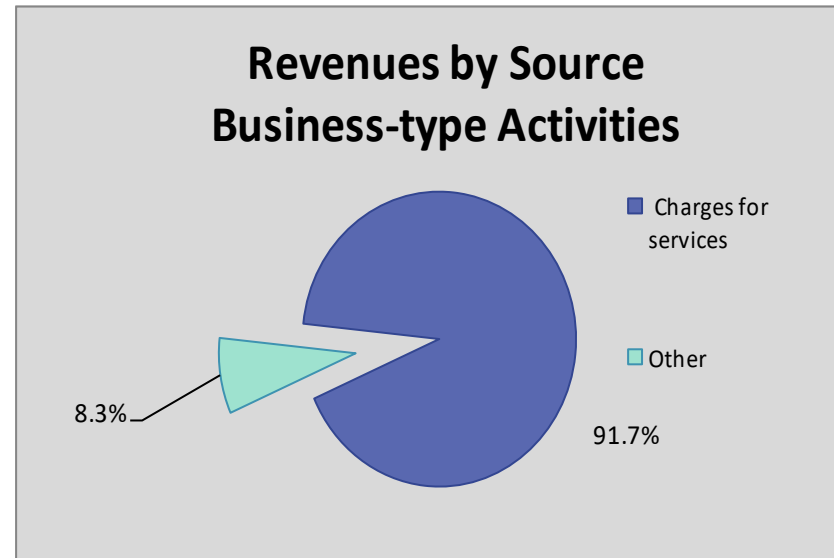
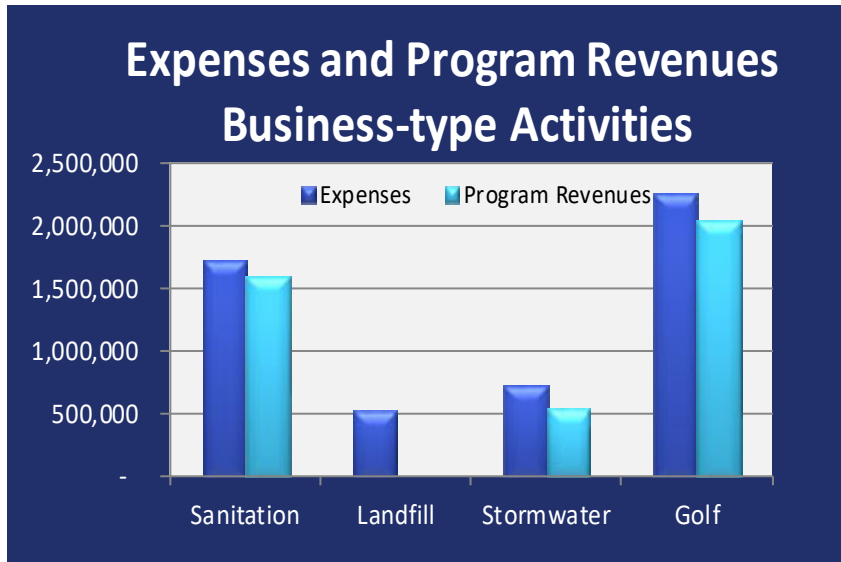
	Governmental		Business-Type		Total	
	Activities		Activities			
	<u>2024</u>	<u>2023</u>	<u>2024</u>	<u>2023</u>	<u>2024</u>	<u>2023</u>
<b>Revenues:</b>						
Program revenues						
Charges for services	\$ 5,387,652	\$ 6,297,502	\$ 4,193,993	\$ 3,998,514	\$ 9,581,645	\$ 10,296,016
Operating grants and contributions	2,084,071	2,683,645	-	-	2,084,071	2,683,645
Capital grants and contributions	5,633,363	4,671,916	-	-	5,633,363	4,671,916
General revenues:						
Property taxes	14,709,276	12,978,939	-	-	14,709,276	12,978,939
Franchise taxes	1,747,985	1,811,075	-	-	1,747,985	1,811,075
Hotel-motel taxes	1,375,222	1,456,435	-	-	1,375,222	1,456,435
Alcoholic beverage taxes	663,772	663,472	-	-	663,772	663,472
Insurance premium taxes	1,535,521	1,434,653	-	-	1,535,521	1,434,653
Occupational taxes	646,427	638,833	-	-	646,427	638,833
Other taxes	968,443	1,040,320	-	-	968,443	1,040,320
Other	1,831,145	1,358,804	378,728	106,697	2,209,873	1,465,501
Total revenues	<u>36,582,877</u>	<u>35,035,594</u>	<u>4,572,721</u>	<u>4,105,211</u>	<u>41,155,598</u>	<u>39,140,805</u>
<b>Expenses</b>						
General government	7,534,276	5,986,311	-	-	7,534,276	5,986,311
Public safety and communications	13,740,529	10,857,383	-	-	13,740,529	10,857,383
Public works	3,432,525	1,420,157	-	-	3,432,525	1,420,157
Community development	1,552,384	2,210,510	-	-	1,552,384	2,210,510
Redevelopment	599,972	370,344	-	-	599,972	370,344
Cultural/recreation	4,065,701	2,895,026	-	-	4,065,701	2,895,026
Interest on long-term debt	565,693	579,257	-	-	565,693	579,257
Sanitation	-	-	1,726,334	1,402,776	1,726,334	1,402,776
Landfill	-	-	524,042	111,652	524,042	111,652
Stormwater	-	-	727,732	571,278	727,732	571,278
Golf	-	-	2,254,934	1,983,955	2,254,934	1,983,955
Total expenses	<u>31,491,080</u>	<u>24,318,988</u>	<u>5,233,042</u>	<u>4,069,661</u>	<u>36,724,122</u>	<u>28,388,649</u>
Change in net position before transfers	5,091,797	10,716,606	(660,321)	35,550	4,431,476	10,752,156
Transfers	(126,146)	4,000	126,146	(4,000)	-	-
Change in net position	4,965,651	10,720,606	(534,175)	31,550	4,431,476	10,752,156
Net position beginning of the year	<u>41,812,814</u>	<u>31,092,208</u>	<u>4,032,639</u>	<u>4,001,089</u>	<u>45,845,453</u>	<u>35,093,297</u>
Net position ending of the year	<u>\$ 46,778,465</u>	<u>\$ 41,812,814</u>	<u>\$ 3,498,464</u>	<u>\$ 4,032,639</u>	<u>\$ 50,276,929</u>	<u>\$ 45,845,453</u>

The City’s total revenues increased by 5.1% (\$2,014,793). The primary factor for the increase in revenues is related to the increase in the property taxes, sales tax proceeds, and interest income on investments. Tax revenues for the year increased primarily due to property tax revenue, which experienced a 12% growth in net property taxes due to increased market values and new developments in the City. Also, in April 2023, there was a new sales and use tax agreement where the City received a higher percentage of the allocation. The total cost of all programs and services increased by (\$8,335,473). The primary factor for the increase in programs and services is related to the increase in public works expense (because there were more project expenses), the increase in public safety equipment, and the increase in personal benefits across City departments.

**Governmental activities.** Governmental activities increased the City of Conyers’ net position by \$4,965,651. The increase was mainly due to the increase in revenues for the reasons noted above.



**Business-type activities** – Revenues for the City’s business-type activities increased by \$467,510 (\$4,572,721 in 2024 compared to (\$4,105,211 in 2023) and expenses increased by \$1,163,381 (\$5,233,042 in 2024 compared to \$4,069,661 in 2023). The increase in revenues is mainly due to increased golf revenues due to increased play time and fees and the intergovernmental revenue received in the landfill for cap repairs. The increase in expenses is mainly due to personal benefits expenses for all business-type activities and the landfill cap repairs.



## Financial Analysis of the Government's Funds

As noted earlier, the City of Conyers uses fund accounting to ensure and demonstrate compliance with finance-related legal requirements.

**Governmental funds.** The focus of the City of Conyers' *governmental funds* is to provide information on near-term inflows, outflows, and balances of *spendable* resources. Such information is useful in assessing the City of Conyers' financing requirements. In particular, *unrestricted and unassigned fund balance* may serve as a useful measure of a government's net resources available for spending at the end of the fiscal year.

As of the end of the current fiscal year, the City of Conyers' governmental funds reported combined ending fund balances of \$22,760,785 an increase in the fund balance of \$3,299,913 in comparison with the prior year. Of this amount, \$11,692,538 is unassigned fund balance. The remainder of fund balance is not available for new spending because it has already been restricted or assigned, or is nonspendable. The increase in fund balance is mainly due to increased sales and use tax proceeds, property taxes, and interest income on investments during the year.

The general fund is the chief operating fund of the City of Conyers. At the end of the current fiscal year, unassigned fund balance of the general fund was \$11,698,442 while total fund balance reached \$15,067,811. As a measure of the general fund's liquidity, it may be useful to compare total fund balance to total fund expenditures. Total fund balance represents 64% of total general fund expenditures.

The fund balance of the City of Conyers' general fund increased by \$2,675,688 during the current fiscal year. The key factor in this increase is mainly due to the increase in property tax revenues and other revenue. Property taxes increased due to an increase in market values and new development. Other revenue increased due to increased interest income on investments.

The capital project fund accounts for acquisition and construction of the City's municipal complex. At fiscal year end, the fund balance was \$0. The decrease is due to the completion of the City's municipal building. This fund was closed at the end of the fiscal year.

The SPLOST capital projects fund accounts for capital projects financed by a one percent sales and use tax. At fiscal year end, the fund balance was \$5,260,805 an increase of \$1,409,656. The main factor for the increase was the increase in SPLOST proceeds due to the City's increased allocation of the sales and use tax. The entire balance is restricted to the completion of capital projects as established by the SPLOST committee and the mayor and council prior to approval of the 1% sales tax.

The ARPA Fund was established to account for the revenue and expenditures related to the American Rescue Plan Act grant provided by the United States Treasury. Due to the accounting treatment for grants with eligibility requirements, grant revenues were recognized in an equal amount to expenditures incurred. The ARPA fund has a total fund balance of \$207,491. The entire balance is restricted for community development.

The emergency telephone system fund has a total fund deficit of (\$5,904). The net decrease in fund balance during the current year in the emergency telephone system fund was \$61,017.

The forfeited assets fund has a total fund balance of \$289,134. The net decrease in fund balance during the current year in the forfeited assets fund was \$30,905. The entire balance is restricted for public safety.

The hotel/motel fund has a total fund balance of \$1,891,083 which is restricted to promote tourism by developing the Big Haynes Creek Nature Center. The net decrease in the fund balance during the current year in the hotel/motel fund was \$162,641. The decrease is mainly due to the increase in hotel/motel expenses. Of the 8% that the City collects from hotel/motel tax, 1 1/3 is dedicated to the development of a Nature Center.

The Red Speed fund has a total fund balance of \$41,804. The net decrease in fund balance during the current year the Red Speed fund was \$604,829. The decrease is mainly due to the purchase of police equipment. The entire balance is restricted for public safety.

The TAD Bonds fund has a total fund balance of \$4,250. The entire balance is restricted for debt service.

The debt service fund has a total fund balance of \$4,311. The entire balance is restricted for the principal and interest on 2018 general obligation bonds.

***Proprietary funds.*** The City of Conyers' proprietary funds provide the same type of information found in the government-wide financial statements, but in more detail.

Unrestricted net position of the sanitation fund at the end of the year amounted to (\$122,176), the landfill operations amounted to \$4,476, the stormwater amounted to (\$151,618), and the golf amounted to (\$228,685). The total increase/(decrease) in net position for all four funds was (\$108,402), (\$31,067), (\$166,215), and (\$183,907) respectively. The primary decrease in the net position is due to increased expenses mainly related to personal benefits. Other factors concerning the finances of these four funds have already been addressed in the discussion of the City of Conyers' business-type activities.

## General Fund Budgetary Highlights

The General Fund Budget was amended with council approval after the beginning of the fiscal year. The following are highlighted budgetary changes from the original budget compared to the final budget:

- Current property taxes increased to more accurately reflect the increase of receipts than expected due to higher digest value.
- Fines and forfeitures increased to more accurately reflect the increase of receipts than expected.
- Other revenues increased to more accurately reflect the interest income received from investments and cash account interest rates.
- Planning and inspections expenses decreased due to the retirement of the department director.

Budget to actual variances within the General Fund occur due to unforeseen revenues or expenditures. The significant variances in 2024 include:

- Current property taxes increased due to higher property value and additional development.
- Licenses, permits, and fees increased due to increased development.
- Fines and forfeitures increased due to an increase in fines because additional officers were on patrol.
- Other revenues increased due to the increase in interest income received from investments and cash account interest rates.
- General government departments expenses increased due to increased payroll expenditures and benefits.
- Technology expenses increased due to purchase of additional software and technology equipment.
- Public safety expenses increased due to increased payroll expenditures and police supplies.
- Planning and city services/inspections increased due to increased payroll expenditures and benefits .
- GIHP administration increased due to increased payroll expenditures and benefits .
- The City increased minimum wage rates across all departments and health insurance benefits increased by 24% during the year.

## Capital Assets and Debt Administration

**Capital assets.** The City of Conyers' investment in capital assets for its governmental and business type activities as of June 30, 2024, amounts to \$72,263,462 (net of accumulated depreciation). This investment in capital assets includes land, buildings, improvements, machinery and equipment, infrastructure, and subscription IT assets acquired after July 1, 2003. The total change in the City of Conyers' investment in capital assets for the current fiscal year was a \$4,149,969 increase for governmental activities and a \$199,560 decrease for business-type activities.

Major capital asset events occurred during the current fiscal year included the following:

- Public safety equipment and vehicle purchases of \$1.8 million.
- Infrastructure additions of \$1.4 million.
- Improvements other than buildings additions of \$1.5M which includes the Sigman Road widening design for \$1.13M

**City of Conyers' Capital Assets**  
(net of depreciation)

	Governmental Activities		Business-Type Activities		Total	
	<u>2024</u>	<u>2023</u>	<u>2024</u>	<u>2023</u>	<u>2024</u>	<u>2023</u>
Land	\$ 14,141,219	\$ 13,576,252	\$ 1,915,577	\$ 1,915,577	\$ 16,056,796	\$ 15,491,829
Construction in progress	604,585	578,566	-	-	604,585	578,566
Buildings	16,812,011	17,549,919	587,802	676,852	17,399,813	18,226,771
Improvements other than buildings	15,020,597	14,098,026	-	-	15,020,597	14,098,026
Infrastructure	11,079,188	9,776,516	-	-	11,079,188	9,776,516
Equipment	10,112,099	8,361,325	225,047	255,762	10,337,146	8,617,087
Stormwater control	-	-	1,285,434	1,365,229	1,285,434	1,365,229.00
Subscription IT assets	479,903	159,029	-	-	479,903	159,029.00
	<u>\$ 68,249,602</u>	<u>\$ 64,099,633</u>	<u>\$ 4,013,860</u>	<u>\$ 4,213,420</u>	<u>\$ 72,263,462</u>	<u>\$ 68,313,053</u>

As allowed by GASB Statement No. 34, the City has adopted an alternative process for recording depreciation expense on selected infrastructure assets. Under this alternative method, referred to as the modified approach, the City expenses certain maintenance and preservation costs and does not report depreciation expense. Assets accounted for under the modified approach include the City's network of roads, signs, lighting, culverts, fencing, etc. The City is responsible for maintaining 144 lane miles of roads.

The City's goal is to have no more than 15% of roads in "poor" or "very poor" condition. The most recent condition assessment, completed in May 2023, indicated that 18% of roads were considered poor or very poor.

In the City's fiscal year 2024 capital outlay budget, estimated spending was \$3,000,000 for maintenance projects. More detailed information about the City's capital assets is presented in Notes A.8 and E to the financial statements.

## Long-term debt

### City of Conyers' Outstanding Debt

	Governmental Activities		Business-Type Activities		Total	
	<u>2024</u>	<u>2023</u>	<u>2024</u>	<u>2023</u>	<u>2024</u>	<u>2023</u>
GMA COP leases	3,555,000	3,555,000	-	-	3,555,000	3,555,000
2018 General obligation bonds	10,420,000	10,960,000	-	-	10,420,000	10,960,000
Bond premium	451,165	507,714	-	-	451,165	507,714
Subscription liability	453,784	151,015	-	-	453,784	151,015
OPEB	29,244,589	14,059,342	-	-	29,244,589	14,059,342
Net pension liability	9,594,222	11,220,377	1,066,024	1,109,707	10,660,246	12,330,084
Compensated absences	872,104	788,300	84,018	63,692	956,122	851,992
Notes payable	741,301	1,333,386	-	-	741,301	1,333,386
	<u>\$ 55,332,165</u>	<u>\$ 42,575,134</u>	<u>\$ 1,150,042</u>	<u>\$ 1,173,399</u>	<u>\$ 56,482,207</u>	<u>\$ 43,748,533</u>

The City of Conyers' total long-term debt increased by \$12,757,031 during the current fiscal year. The increase is mainly due to the OPEB liability.

Additional information on the City of Conyers' long-term debt can be found in note F to the financial statements.

### Economic Factors and Next Year's Budgets and Rates

- The unemployment rate for the City of Conyers is currently 4.5%, versus 4% a year ago. This compares to the state's average unemployment rate of 3.3% and the national average rate of 4.1%.
- Inflationary trends in the region compare favorably to national indices.

All of these factors were considered in preparing the City of Conyers' budget for the 2024 fiscal year.

### Requests for Information

This financial report is designed to provide a general overview of the City of Conyers' finances for all those with an interest in the City's finances. Questions concerning any of the information provided in this report or requests for additional financial information should be addressed to the City of Conyers Administration Office, 901 O'Kelly Street, Conyers, Georgia 30012.

## **BASIC FINANCIAL STATEMENTS**

**City of Conyers, Georgia**  
**STATEMENT OF NET POSITION**  
**June 30, 2024**

	Primary Government			Component Unit
	Governmental	Business-Type	Total	The Conyers Downtown Development Authority
	Activities	Activities		
<b>ASSETS</b>				
Cash and cash equivalents	\$ 14,766,092	\$ 760,109	\$ 15,526,201	\$ 279,769
Investments	8,832,662	159,680	8,992,342	-
Receivables (net)	1,818,986	203,465	2,022,451	-
Inventory	-	103,418	103,418	-
Prepaid items	219,107	71,858	290,965	378
Internal balances	137,815	(137,815)	-	-
Assets held for resale	418,046	-	418,046	-
Fair value of interest rate swap	178,901	-	178,901	-
Capital assets:				
Subscription IT assets, net of accumulated amortization	479,903	-	479,903	-
Capital assets not being depreciated	20,651,476	1,915,577	22,567,053	-
Capital assets, net of accumulated depreciation	47,118,223	2,098,283	49,216,506	-
Total assets	<u>94,621,211</u>	<u>5,174,575</u>	<u>99,795,786</u>	<u>280,147</u>
<b>DEFERRED OUTFLOWS OF RESOURCES</b>				
Pension	3,500,541	388,949	3,889,490	-
OPEB	16,434,393	-	16,434,393	-
Total deferred outflows of resources	<u>19,934,934</u>	<u>388,949</u>	<u>20,323,883</u>	<u>-</u>
<b>LIABILITIES</b>				
Accounts payable and accrued liabilities	\$ 1,333,169	\$ 275,133	\$ 1,608,302	\$ -
Claims payable	161,625	-	161,625	-
Accrued salaries	726,084	62,392	788,476	-
Unearned revenue	1,022,201	571,844	1,594,045	-
Long-term liabilities				
Due within one year	1,899,226	21,004	1,920,230	-
Due in more than one year	53,432,939	1,129,038	54,561,977	-
Total liabilities	<u>58,575,244</u>	<u>2,059,411</u>	<u>60,634,655</u>	<u>-</u>
<b>DEFERRED INFLOWS OF RESOURCES</b>				
Deferred change in fair value of hedging derivative instruments	178,901	-	178,901	-
Pension	50,849	5,649	56,498	-
OPEB	8,972,686	-	8,972,686	-
Total deferred inflows of resources	<u>9,202,436</u>	<u>5,649</u>	<u>9,208,085</u>	<u>-</u>
<b>NET POSITION</b>				
Net investment in capital assets	55,370,380	4,013,860	59,384,240	-
Restricted for:				
Capital projects	5,260,805	-	5,260,805	-
Community development	234,969	-	234,969	-
Cultural/recreation	1,891,083	-	1,891,083	-
Debt service	8,561	-	8,561	-
Public safety	330,938	-	330,938	-
Unrestricted (deficit)	<u>(16,318,271)</u>	<u>(515,396)</u>	<u>(16,833,667)</u>	<u>280,147</u>
Total net position	<u>\$ 46,778,465</u>	<u>\$ 3,498,464</u>	<u>\$ 50,276,929</u>	<u>\$ 280,147</u>

The accompanying notes are an integral part of this statement.

City of Conyers, Georgia

STATEMENT OF ACTIVITIES

For the year ended June 30, 2024

Functions/Programs	Program Revenues				Net (Expense) Revenue and Changes in Net Position			Component Unit The Conyers DDA
	Expenses	Charges for Services	Operating		Governmental Activities	Primary Government		
			Grants and Contributions	Capital Grants & Contributions		Business-Type Activities	Total	
<b>Primary government:</b>								
Governmental activities:								
General government	\$ 7,534,276	\$ 658,297	\$ 7,473	\$ -	\$ (6,868,506)	\$ -	\$ (6,868,506)	\$ -
Public safety and communications	13,740,529	2,594,580	472,442	-	(10,673,507)	-	(10,673,507)	-
Public works	3,432,525	1,228,328	-	5,187,167	2,982,970	-	2,982,970	-
Community development	1,552,384	-	1,552,384	446,196	446,196	-	446,196	-
Redevelopment	599,972	-	-	-	(599,972)	-	(599,972)	-
Cultural/recreation	4,065,701	906,447	51,772	-	(3,107,482)	-	(3,107,482)	-
Interest on long-term debt	565,693	-	-	-	(565,693)	-	(565,693)	-
Total governmental activities	<u>31,491,080</u>	<u>5,387,652</u>	<u>2,084,071</u>	<u>5,633,363</u>	<u>(18,385,994)</u>	<u>-</u>	<u>(18,385,994)</u>	<u>-</u>
Business-type activities:								
Sanitation	1,726,334	1,601,702	-	-	-	(124,632)	(124,632)	-
Landfill	524,042	-	-	-	-	(524,042)	(524,042)	-
Stormwater	727,732	548,895	-	-	-	(178,837)	(178,837)	-
Golf	2,254,934	2,043,396	-	-	-	(211,538)	(211,538)	-
Total business-type activities	<u>5,233,042</u>	<u>4,193,993</u>	<u>-</u>	<u>-</u>	<u>-</u>	<u>(1,039,049)</u>	<u>(1,039,049)</u>	<u>-</u>
Total primary government	<u>\$ 36,724,122</u>	<u>\$ 9,581,645</u>	<u>\$ 2,084,071</u>	<u>\$ 5,633,363</u>	<u>(18,385,994)</u>	<u>(1,039,049)</u>	<u>(19,425,043)</u>	<u>-</u>
<b>Component unit:</b>								
The Conyers DDA	\$ 5,393	\$ 266,588	\$ -	\$ -				261,195
Total component unit	<u>\$ 5,393</u>	<u>\$ 266,588</u>	<u>\$ -</u>	<u>\$ -</u>				<u>261,195</u>
General revenues:								
Taxes:								
Property taxes					14,709,276	-	14,709,276	-
Franchise taxes					1,747,985	-	1,747,985	-
Hotel-motel taxes					1,375,222	-	1,375,222	-
Alcoholic beverage taxes					663,772	-	663,772	-
Insurance premium taxes					1,535,521	-	1,535,521	-
Occupational taxes					646,427	-	646,427	-
Other taxes					968,443	-	968,443	-
Interest and investment earnings					1,118,971	11,899	1,130,870	870
Miscellaneous					712,174	366,829	1,079,003	-
Transfers					(126,146)	126,146	-	-
Total general revenues and transfers					<u>23,351,645</u>	<u>504,874</u>	<u>23,856,519</u>	<u>870</u>
Change in net position					4,965,651	(534,175)	4,431,476	262,065
Net position beginning of the year					41,812,814	4,032,639	45,845,453	18,082
Net position ending of the year					<u>\$ 46,778,465</u>	<u>\$ 3,498,464</u>	<u>\$ 50,276,929</u>	<u>\$ 280,147</u>

The accompanying notes are an integral part of this statement.

City of Conyers, Georgia

BALANCE SHEET - GOVERNMENTAL FUNDS

June 30, 2024

	<u>General</u>	<u>Hotel/ Motel</u>	<u>ARPA</u>	<u>SPLOST Capital Project</u>	<u>Nonmajor Governmental Funds</u>	<u>Total Governmental Funds</u>
<b>ASSETS</b>						
Cash and cash equivalents	\$ 8,035,761	\$ 1,865,616	\$ 653,759	\$ 3,684,073	\$ 322,802	\$ 14,562,011
Investments	6,907,440	-	534,963	1,390,246	13	8,832,662
Receivables - net of allowances for uncollectible accounts						
Accounts	124,013	-	-	-	103,237	227,250
Taxes	394,037	125,034	-	-	-	519,071
Police fines	221,234	-	-	-	-	221,234
Intergovernmental	79,058	-	-	772,373	-	851,431
Prepaid items	209,295	9,812	-	-	-	219,107
Due from other funds	314,292	-	-	-	107	314,399
Assets held for resale	418,046	-	-	-	-	418,046
	<u>16,703,176</u>	<u>2,000,462</u>	<u>1,188,722</u>	<u>5,846,692</u>	<u>426,159</u>	<u>26,165,211</u>
Total assets	<u>\$ 16,703,176</u>	<u>\$ 2,000,462</u>	<u>\$ 1,188,722</u>	<u>\$ 5,846,692</u>	<u>\$ 426,159</u>	<u>\$ 26,165,211</u>

Continued

The accompanying notes are an integral part of this statement.

City of Conyers, Georgia

BALANCE SHEET - GOVERNMENTAL FUNDS - CONTINUED

June 30, 2024

	General	Hotel/ Motel	ARPA	SPLOST Capital Project	Nonmajor Governmental Funds	Total Governmental Funds
<b>LIABILITIES, DEFERRED INFLOWS OF RESOURCES AND FUND BALANCES</b>						
Liabilities:						
Accounts payable and accrued liabilities	\$ 652,907	\$ 21,269	\$ 31,194	\$ 498,621	\$ 8,200	\$ 1,212,191
Accrued salaries	660,214	34,898	-	-	30,972	726,084
Unearned revenue	72,164	-	950,037	-	-	1,022,201
Due to other funds	107	53,212	-	87,266	53,392	193,977
Total liabilities	<u>1,385,392</u>	<u>109,379</u>	<u>981,231</u>	<u>585,887</u>	<u>92,564</u>	<u>3,154,453</u>
Deferred inflows of resources:						
Unavailable revenue-property taxes	249,973	-	-	-	-	249,973
Total deferred inflows of resources	<u>249,973</u>	<u>-</u>	<u>-</u>	<u>-</u>	<u>-</u>	<u>249,973</u>
Fund balances:						
Nonspendable	627,341	9,812	-	-	-	637,153
Restricted	2,742,028	1,881,271	207,491	5,260,805	339,499	10,431,094
Unassigned	11,698,442	-	-	-	(5,904)	11,692,538
Total fund balances	<u>15,067,811</u>	<u>1,891,083</u>	<u>207,491</u>	<u>5,260,805</u>	<u>333,595</u>	<u>22,760,785</u>
Total liabilities, deferred inflows of resources and fund balances	<u>\$ 16,703,176</u>	<u>\$ 2,000,462</u>	<u>\$ 1,188,722</u>	<u>\$ 5,846,692</u>	<u>\$ 426,159</u>	<u>\$ 26,165,211</u>

The accompanying notes are an integral part of this statement.

**City of Conyers, Georgia**

**RECONCILIATION OF THE FUND BALANCE SHEET  
OF GOVERNMENTAL FUNDS TO THE  
STATEMENT OF NET POSITION**

**June 30, 2024**

Total governmental fund balance per Fund Balance Sheet	\$	22,760,785
Capital assets used in governmental activities are not financial resources and therefore are not reported in the funds.		67,769,699
SBITA IT assets used in governmental activities are not financial resources and therefore are not reported in the funds.		479,903
Property taxes and intergovernmental revenue not received within 60 days of year end are not available to pay for current period expenditures and therefore are unavailable in the funds.		249,973
The derivative-effective hedge is an other asset which is not available to pay for current period expenditures and it is not reported in the funds.		(178,901)
The net pension liability is not payable from current financial resources, and is not reported in the funds.		(9,594,222)
Deferred outflows of resources related to the recording of the net pension liability are recognized as expense over time and, therefore, are not reported in the funds.		3,500,541
Deferred outflows of resources related to the recording of the OPEB liability are recognized as expense over time and, therefore, are not reported in the funds.		16,434,393
Deferred inflows of resources related to the recording of the OPEB liability are not due and payable in the current period and, therefore, are not reported in the funds.		(8,972,686)
The assets and liabilities of the internal service fund is included in the governmental activities in the statement of net position.		4,972
Total other post employment benefits obligations are not due and payable in the current period and therefore are not reported in the funds.		(29,244,589)
Long-term liabilities, including bonds payable, are not due and payable in the current period and therefore are not reported in the funds.		<u>(16,431,403)</u>
Total net position end of year	\$	<u>46,778,465</u>

**The accompanying notes are an integral part of this statement.**

**City of Conyers, Georgia**

**STATEMENT OF REVENUES, EXPENDITURES AND  
CHANGES IN FUND BALANCE - GOVERNMENTAL FUNDS**

For the year ended June 30, 2024

	General	Hotel/ Motel	ARPA	SPLOST Capital Project	Nonmajor Governmental Funds	Total Governmental Funds
<b>REVENUES:</b>						
Taxes	\$ 20,355,479	\$ 1,375,222	\$ -	\$ -	\$ -	\$ 21,730,701
Licenses, permits and fees	1,253,055	-	-	-	-	1,253,055
Fines and forfeitures	1,561,740	-	-	-	452,870	2,014,610
Charges for services	716,252	-	-	-	473,874	1,190,126
GIHP revenue	906,447	-	-	-	-	906,447
Other revenue	1,728,909	-	99,438	166,700	37,454	2,032,501
Contributions and donations	-	27,500	-	-	-	27,500
Intergovernmental	479,916	-	1,552,384	5,029,467	446,196	7,507,963
Total revenues	<u>27,001,798</u>	<u>1,402,722</u>	<u>1,651,822</u>	<u>5,196,167</u>	<u>1,410,394</u>	<u>36,662,903</u>
<b>Expenditures</b>						
Current						
General government	7,382,383	-	-	-	-	7,382,383
Public safety	10,512,651	-	-	-	2,099,364	12,612,015
Public works	3,210,848	-	-	-	-	3,210,848
Cultural/Recreation	2,090,595	1,565,363	-	-	-	3,655,958
Community Development	-	-	1,552,384	-	-	1,552,384
Redevelopment	-	-	-	-	599,972	599,972
Capital Outlay	-	-	-	3,271,921	9,184	3,281,105
Debt service						
Principal	244,973	-	-	505,883	954,505	1,705,361
Interest	177,896	-	-	8,707	435,637	622,240
Total expenditures	<u>23,619,346</u>	<u>1,565,363</u>	<u>1,552,384</u>	<u>3,786,511</u>	<u>4,098,662</u>	<u>34,622,266</u>
Excess (deficiency) of revenues over (under) expenditures	3,382,452	(162,641)	99,438	1,409,656	(2,688,268)	2,040,637

**Continued**

The accompanying notes are an integral part of this statement.

City of Conyers, Georgia

**STATEMENT OF REVENUES, EXPENDITURES AND  
CHANGES IN FUND BALANCE - GOVERNMENTAL FUNDS - CONTINUED**

For the year ended June 30, 2024

	<u>General</u>	<u>Hotel/ Motel</u>	<u>ARPA</u>	<u>SPLOST Capital Project</u>	<u>Nonmajor Governmental Funds</u>	<u>Totals Governmental Funds</u>
<b>Other financing sources (uses)</b>						
Sale of capital assets	500,344	-	-	-	-	500,344
SBITA	556,776	-	-	-	-	556,776
Note payable issued	-	-	-	-	328,302	328,302
Transfers in	289,500	-	-	-	1,637,756	1,927,256
Transfers out	<u>(2,053,384)</u>	-	-	-	<u>(18)</u>	<u>(2,053,402)</u>
Total other financing sources (uses)	<u>(706,764)</u>	-	-	-	<u>1,966,040</u>	<u>1,259,276</u>
Net change in fund balances	2,675,688	(162,641)	99,438	1,409,656	(722,228)	3,299,913
<b>Fund balance, beginning of year</b>	<u>12,392,123</u>	<u>2,053,724</u>	<u>108,053</u>	<u>3,851,149</u>	<u>1,055,823</u>	<u>19,460,872</u>
<b>Fund balance, end of year</b>	<u>\$ 15,067,811</u>	<u>\$ 1,891,083</u>	<u>\$ 207,491</u>	<u>\$ 5,260,805</u>	<u>\$ 333,595</u>	<u>\$ 22,760,785</u>

The accompanying notes are an integral part of this statement.

**City of Conyers, Georgia**

**RECONCILIATION OF THE STATEMENT OF REVENUES, EXPENDITURES, AND  
CHANGES IN FUND BALANCES OF GOVERNMENTAL FUNDS TO THE  
STATEMENT OF ACTIVITIES**

**For the year ended June 30, 2024**

Net change in fund balances - total governmental funds	\$	3,299,913
Amounts reported for governmental activities in the Statement of Activities are different because (See Note B):		
Governmental funds report capital outlays as expenditures. However, in the Statement of Activities the cost of those assets are allocated over their estimated useful lives and reported as depreciation expense.		3,830,903
Governmental funds report capital outlays as expenditures. However, in the Statement of Activities the cost of those subscription assets are allocated over their estimated useful lives and reported as amortization expense.		320,874
The net effect of various miscellaneous transactions involving capital assets (i.e., sales, donations) is to decrease assets.		(1,808)
Revenues in the Statement of Activities that do not provide current financial resources are not reported as revenues in the funds.		(93,090)
The issuance of long-term debt (e.g., bonds, leases) provides current financial resources to governmental funds, while the repayment of the principal of long-term debt consumes the current financial resources of governmental funds. Neither transaction, however, has any effect on net position. Also, government funds report the effect of issuance costs, premiums, discounts, and similar items when debt is first issued, whereas these amounts are deferred and amortized in the statement of net activities. This amount is the net effect of these differences in the treatment of long-term debt and related items.		885,865
Total other post employment benefits obligations did not require the use of current financial resources and therefore are not reported as expenditures in governmental funds.		(1,729,095)
The net pension liability did not require the use of current financial resources and therefore is not reported as expenditures in governmental funds.		(1,103,379)
The net revenue of the internal service fund is reported with the governmental activities		(360,728)
Long-term compensated absences & miscellaneous unearned revenue reported in the statement of activities do not require the use of current financial resources and therefore are not reported as expenditures in governmental funds.		<u>(83,804)</u>
Change in net position	\$	<u>4,965,651</u>

**The accompanying notes are an integral part of this statement.**

City of Conyers, Georgia

STATEMENT OF FUND NET POSITION  
PROPRIETARY FUNDS

June 30, 2024

	Business-type Activities-Enterprise Funds					Internal Service Fund
	Sanitation	Landfill	Stormwater	Golf	Total	
<b>ASSETS</b>						
<b>Current assets</b>						
Cash and cash equivalents	\$ 302,386	\$ 31,464	\$ 280,885	\$ 145,374	\$ 760,109	\$ 204,081
Investment	-	-	-	159,680	159,680	-
Receivables - net of allowance for uncollectible accounts						
Accounts	29,545	-	11,636	28,679	69,860	-
Intergovernmental	-	133,605	-	-	133,605	-
Inventory	-	-	-	103,418	103,418	-
Prepaid items	61,360	-	4,091	6,407	71,858	-
Total current assets	<u>393,291</u>	<u>165,069</u>	<u>296,612</u>	<u>443,558</u>	<u>1,298,530</u>	<u>204,081</u>
<b>Noncurrent assets</b>						
Capital assets:						
Land	-	-	-	1,915,577	1,915,577	-
Buildings	-	-	-	1,781,006	1,781,006	-
Improvements	-	-	2,393,847	-	2,393,847	-
Equipment	494,696	-	300,604	918,103	1,713,403	-
Less accumulated depreciation	(494,696)	-	(1,331,523)	(1,963,754)	(3,789,973)	-
Capital assets, net	<u>-</u>	<u>-</u>	<u>1,362,928</u>	<u>2,650,932</u>	<u>4,013,860</u>	<u>-</u>
Total long-term assets	<u>-</u>	<u>-</u>	<u>1,362,928</u>	<u>2,650,932</u>	<u>4,013,860</u>	<u>-</u>
Total assets	<u>393,291</u>	<u>165,069</u>	<u>1,659,540</u>	<u>3,094,490</u>	<u>5,312,390</u>	<u>204,081</u>
<b>DEFERRED OUTFLOWS OF RESOURCES</b>						
Pensions	<u>77,790</u>	<u>-</u>	<u>77,790</u>	<u>233,369</u>	<u>388,949</u>	<u>-</u>
Total deferred outflows of resources	<u>77,790</u>	<u>-</u>	<u>77,790</u>	<u>233,369</u>	<u>388,949</u>	<u>-</u>

The accompanying notes are an integral part of this statement.

Continued

City of Conyers, Georgia

STATEMENT OF FUND NET POSITION  
 PROPRIETARY FUNDS - CONTINUED

June 30, 2024

	Business-type Activities-Enterprise Funds					Internal Service Fund
	Sanitation	Landfill	Stormwater	Golf	Total	
<b>LIABILITIES</b>						
<b>Current liabilities</b>						
Accounts payable	\$ 85,355	\$ 123,351	\$ 7,699	\$ 58,728	\$ 275,133	\$ -
Due to other funds	-	37,242	-	83,180	120,422	-
Accrued salaries	6,761	-	18,285	37,346	62,392	-
Unearned revenue	269,016	-	280,250	22,578	571,844	-
Compensated absences - current	4,447	-	1,363	15,194	21,004	-
Claims payable	-	-	-	-	-	161,625
Total current liabilities	<u>365,579</u>	<u>160,593</u>	<u>307,597</u>	<u>217,026</u>	<u>1,050,795</u>	<u>161,625</u>
<b>Long-term liabilities</b>						
Net pension liability	213,205	-	213,205	639,614	1,066,024	-
Compensated absences-long term portion	13,343	-	4,088	45,583	63,014	-
Total long-term liabilities	<u>226,548</u>	<u>-</u>	<u>217,293</u>	<u>685,197</u>	<u>1,129,038</u>	<u>-</u>
Total liabilities	<u>592,127</u>	<u>160,593</u>	<u>524,890</u>	<u>902,223</u>	<u>2,179,833</u>	<u>161,625</u>
<b>DEFERRED INFLOWS OF RESOURCES</b>						
Pension	<u>1,130</u>	<u>-</u>	<u>1,130</u>	<u>3,389</u>	<u>5,649</u>	<u>-</u>
<b>NET POSITION (DEFICIT)</b>						
Investment in capital assets	-	-	1,362,928	2,650,932	4,013,860	-
Unrestricted (deficit)	<u>(122,176)</u>	<u>4,476</u>	<u>(151,618)</u>	<u>(228,685)</u>	<u>(498,003)</u>	<u>42,456</u>
Total net position (deficit)	<u>(122,176)</u>	<u>4,476</u>	<u>1,211,310</u>	<u>2,422,247</u>	<u>3,515,857</u>	<u>42,456</u>
Adjustment to reflect the consolidation of internal service fund activities related to enterprise funds					<u>(17,393)</u>	
Net position for business-type activities					<u>\$ 3,498,464</u>	

The accompanying notes are an integral part of this statement.

City of Conyers, Georgia

STATEMENT OF REVENUES, EXPENSES, AND  
CHANGES IN FUND NET POSITION - PROPRIETARY FUNDS

For the year ended June 30, 2024

Business-type Activities-Enterprise Funds

	Sanitation	Landfill	Stormwater	Golf	Total	Internal Service Fund
<b>Operating revenues:</b>						
Charges for sales and services:						
Sanitation fees	\$ 1,601,702	\$ -	\$ -	\$ -	\$ 1,601,702	\$ -
Golf fees	-	-	-	2,043,396	2,043,396	-
Stormwater fees	-	-	548,895	-	548,895	-
Charges for services	-	-	-	-	-	3,198,328
Total operating revenues	1,601,702	-	548,895	2,043,396	4,193,993	3,198,328
<b>Operating expenses:</b>						
Cost of sales and service	1,710,104	524,042	625,348	2,091,222	4,950,716	-
Depreciation	-	-	89,762	147,482	237,244	-
Claims	-	-	-	-	-	2,108,257
Administrative expenses	-	-	-	-	-	1,072,004
Employee benefits	-	-	-	-	-	427,906
Total operating expenses	1,710,104	524,042	715,110	2,238,704	5,187,960	3,608,167
Operating income (loss)	(108,402)	(524,042)	(166,215)	(195,308)	(993,967)	(409,839)
<b>Nonoperating income:</b>						
Investment earnings	-	-	-	11,401	11,401	4,527
Intergovernmental	-	366,829	-	-	366,829	-
Total nonoperating income	-	366,829	-	11,401	378,230	4,527
Income (loss) before transfers	(108,402)	(157,213)	(166,215)	(183,907)	(615,737)	(405,312)
Transfers in	-	415,628	-	-	415,628	-
Transfers out	-	(289,482)	-	-	(289,482)	-
<b>Change in net position</b>	(108,402)	(31,067)	(166,215)	(183,907)	(489,591)	(405,312)
<b>Total net position (deficit) beginning of year</b>	(13,774)	35,543	1,377,525	2,606,154	4,005,448	447,768
<b>Total net position (deficit) end of year</b>	\$ (122,176)	\$ 4,476	\$ 1,211,310	\$ 2,422,247	\$ 3,515,857	\$ 42,456

Reconciliation of change in net position of the enterprise funds to change  
in net position of business-type activities:

Change in net position of enterprise funds (from above)	\$ (489,591)
Adjustment to reflect the consolidation of internal service fund activities related to enterprise funds	(44,584)
Change in net position of business-type activities	\$ (534,175)

The accompanying notes are an integral part of this statement.

City of Conyers, Georgia

STATEMENT OF CASH FLOWS – PROPRIETARY FUNDS

For the year ended June 30, 2024

	Business-type Activities-Enterprise Funds					Internal Service Fund
	Sanitation	Landfill	Stormwater	Golf	Total	
<b>Cash flows from operating activities:</b>						
Receipts from customers and users	\$ 1,624,650	\$ -	\$ 560,216	\$ 2,015,113	\$ 4,199,979	\$ 3,198,328
Receipts from interfund services provided	-	-	-	64,224	64,224	-
Payments to suppliers	(1,310,652)	(415,628)	(124,216)	(835,705)	(2,686,201)	(3,642,127)
Payments to employees	(290,263)	-	(510,889)	(1,165,277)	(1,966,429)	-
Net cash provided by (used in) operating activities	<u>23,735</u>	<u>(415,628)</u>	<u>(74,889)</u>	<u>78,355</u>	<u>(388,427)</u>	<u>(443,799)</u>
<b>Cash flows from noncapital financing activities:</b>						
Receipts from intergovernmental agreement	-	289,482	-	-	289,482	-
Transfers in	-	415,628	-	-	415,628	-
Transfers out	-	(289,482)	-	-	(289,482)	-
Net cash provided by noncapital financing activities	<u>-</u>	<u>415,628</u>	<u>-</u>	<u>-</u>	<u>415,628</u>	<u>-</u>
<b>Cash flows from capital and related financing activities:</b>						
Purchases of capital assets	-	-	(37,684)	-	(37,684)	-
Net cash used in capital and related financing activities	<u>-</u>	<u>-</u>	<u>(37,684)</u>	<u>-</u>	<u>(37,684)</u>	<u>-</u>
<b>Cash flows from investing activities:</b>						
Purchase of investments	-	-	-	(7,410)	(7,410)	-
Interest on investments	-	-	-	11,401	11,401	4,527
Net cash provided by investing financing activities	<u>-</u>	<u>-</u>	<u>-</u>	<u>3,991</u>	<u>3,991</u>	<u>4,527</u>
Net increase(decrease) in cash and cash equivalents	23,735	-	(112,573)	82,346	(6,492)	(439,272)
<b>Cash and equivalents, at the beginning of year</b>	<u>278,651</u>	<u>31,464</u>	<u>393,458</u>	<u>63,028</u>	<u>766,601</u>	<u>643,353</u>
<b>Cash and equivalents, at the end of year</b>	<u>\$ 302,386</u>	<u>\$ 31,464</u>	<u>\$ 280,885</u>	<u>\$ 145,374</u>	<u>\$ 760,109</u>	<u>\$ 204,081</u>

The accompanying notes are an integral part of this statement.

Continued

City of Conyers, Georgia

STATEMENT OF CASH FLOWS – PROPRIETARY FUNDS - CONTINUED

For the year ended June 30, 2024

	Business-type Activities-Enterprise Funds					Internal Service Fund
	Sanitation	Landfill	Stormwater	Golf	Total	
<b>Reconciliation of operating income (loss) to net cash provided by (used in) operating activities:</b>						
Operating income (loss)	\$ (108,402)	\$ (524,042)	\$ (166,215)	\$ (195,308)	\$ (993,967)	\$ (409,839)
Adjustments to reconcile operating income (loss) to net cash provided by (used in) operating activities:						
Depreciation	-	-	89,762	147,482	237,244	-
(Increase) decrease in:						
Accounts receivable	1,045	-	9,225	(28,679)	(18,409)	-
Inventory	-	-	-	(5,093)	(5,093)	-
Prepaid items	(12,054)	-	(883)	(1,135)	(14,072)	-
Deferred outflow of resources-pension	(9,887)	-	58,017	174,052	222,182	-
Increase (decrease) in:						
Accounts payable	40,625	108,414	(41,552)	166	107,653	(33,960)
Deferred inflow of resources-pension	1,130	-	1,130	3,389	5,649	-
Net pension liability	89,904	-	(33,396)	(100,191)	(43,683)	-
Due to other funds	-	-	-	64,224	64,224	-
Accrued salaries	(2,299)	-	5,282	2,141	5,124	-
Unearned revenue	21,903	-	2,096	396	24,395	-
Compensated absences	1,770	-	1,645	16,911	20,326	-
Net cash provided by (used in) operating activities	<u>\$ 23,735</u>	<u>\$ (415,628)</u>	<u>\$ (74,889)</u>	<u>\$ 78,355</u>	<u>\$ (388,427)</u>	<u>\$ (443,799)</u>

The accompanying notes are an integral part of this statement.

## City of Conyers, Georgia

### NOTES TO FINANCIAL STATEMENTS - CONTINUED

June 30, 2024

#### NOTE A - SUMMARY OF SIGNIFICANT ACCOUNTING POLICIES

The financial statements of the City of Conyers, Georgia (the "City") have been prepared in conformity with accounting principles generally accepted in the United States of America (GAAP) as applied to governmental units.

##### 1. Reporting Entity

The City operates under a council/manager form of government and provides the following services to its citizens: public safety, street maintenance and construction, solid waste collection and disposal, parks and recreation, public improvements, security monitoring, environmental services, and general and administrative services.

As required by generally accepted accounting principles, these financial statements include the activities of the City and the following component unit for which the City is considered to be financially accountable. The discretely presented component units is reported in separate columns in the government-wide financial statements to emphasize that they are legally separate from the City.

##### *Discretely Presented Component Unit*

The Conyers Downtown Development Authority (the "DDA") was established to be a catalyst for revitalization, promotion, development and redevelopment of Old Town Conyers. The DDA is governed by a six member board appointed by the City's mayor and council. The City, by virtue of its appointments and the presence of the mayor on the board, controls a majority of the DDA's governing body positions, and can impose its will on the DDA. Separate financial statements are not prepared for the DDA. In addition, the DDA does not participate in the City's pension plan or OPEB plan.

##### 2. Government-wide and Fund Financial Statements

The government-wide financial statements (i.e., the statement of net position and the statement of changes in net position) report information on all of the activities of the primary government and its component units. For the most part, the effect of interfund activity has been removed from these statements. *Governmental activities*, which normally are supported by taxes and intergovernmental revenues, are reported separately from *business-type activities*, which rely to a significant extent on fees and charges for support.

The statement of activities demonstrates the degree to which the direct expenses of a given function or segment are offset by program revenues. *Direct expenses* are those that are clearly identifiable with a specific function or segment. *Program revenues* include 1) charges to customers or applicants who purchase, use, or directly benefit from goods, services, or privileges provided by a given function or segment and 2) grants and contributions

City of Conyers, Georgia

NOTES TO FINANCIAL STATEMENTS - CONTINUED

June 30, 2024

NOTE A - SUMMARY OF SIGNIFICANT ACCOUNTING POLICIES – CONTINUED

**2. Government-wide and Fund Financial Statements- Continued**

that are restricted to meeting the operational or capital requirements of a particular function or segment. Taxes and other items not properly included among program revenues are reported instead as *general revenues*.

Separate financial statements are provided for governmental funds and enterprise funds. Major individual governmental funds and major individual enterprise funds are reported as separate columns in the fund financial statements.

**3. Measurement Focus, Basis of Accounting and Basis of Presentation**

The government-wide financial statements are reported using the *economic resources measurement* focus and the *accrual basis of accounting*, as are the proprietary funds. Revenues are recorded when earned and expenses are recorded when a liability is incurred, regardless of the timing of related cash flows. Property taxes are recognized as revenues in the year for which they are levied. Grants and similar items are recognized as revenue as soon as all eligibility requirements imposed by the provider have been met.

Governmental fund financial statements are reported using the *current financial resources measurement focus* and the *modified accrual basis of accounting*. Revenues are recognized as soon as they are both measurable and available. Revenues are considered to be *available* when they are collectible within the current period or soon enough thereafter to pay liabilities of the current period. The City considers all revenues to be available if they are collected within 90 days (60 days for property tax) after year-end. Expenditures are recorded when the related liability is incurred, as under accrual accounting. However, debt service expenditures, including subscription IT liabilities, as well as expenditures related to certain compensated absences, are recorded only when payment is due. General capital asset acquisitions, including entering into contracts giving the City the right to use subscription assets, are reported as expenditures in governmental funds. Issuance of long-term debt and financing through subscription assets are reported as other financing sources.

Property taxes, franchise taxes, alcoholic and hotel-motel taxes, licenses, police fines, confiscated assets, and interest associated with the current fiscal period are all considered to be susceptible to accrual and so have been recognized as revenues of the current fiscal period. Other receipts and taxes become measurable and available when cash is received by the City, and are recognized as revenue at that time. Expenditure-driven grants are recognized as revenue when the qualifying expenditures have been incurred and all other grant requirements have been met.

City of Conyers, Georgia

NOTES TO FINANCIAL STATEMENTS - CONTINUED

June 30, 2024

NOTE A - SUMMARY OF SIGNIFICANT ACCOUNTING POLICIES – CONTINUED

3. Measurement Focus, Basis of Accounting and Basis of Presentation - Continued

The City reports the following major governmental funds:

The *general fund* is the City's primary operating fund. It accounts for all financial resources of the general government, except those required to be accounted for in another fund.

The *hotel/motel fund* accounts for the occupancy tax collected by the City from area hotels and motels, and distributed based upon state statute. The City is currently collecting this tax at a rate of 8%.

The *American Rescue Plan Act (ARPA) Fund* accounts for the revenue and expenditures related to the American Rescue Plan Act provided to the City from the United States Department of Treasury.

The *SPLIST capital projects fund* accounts for capital projects financed by a one percent sales and use tax.

The City reports the following major proprietary funds:

The *sanitation fund* accounts for the collection and disposal of solid waste.

The *landfill fund* accounts for postclosure care costs related to the solid waste landfill which was closed in 1993.

The *stormwater fund* accounts for the Department of Environmental Services' cost to implement the Stormwater Management Plan and the National Pollution Elimination System Phase II compliance program.

The *golf fund* accounts for all of the activities at the Cherokee Run Golf Course.

City of Conyers, Georgia

NOTES TO FINANCIAL STATEMENTS - CONTINUED

June 30, 2024

NOTE A - SUMMARY OF SIGNIFICANT ACCOUNTING POLICIES – CONTINUED

3. **Measurement Focus, Basis of Accounting and Basis of Presentation -Continued**

The City reports the following nonmajor special revenue funds:

The *emergency telephone fund* accounts for revenues received from users of the Emergency 911 System. Revenues received from the City are paid directly from wired or wireless telecommunication providers, with expenditures occurring to maintain and run the system within the City.

The *forfeited assets fund* (formerly known as confiscated assets fund) accounts for funds received from the enforcement of drug laws and shared revenues resulting from the confiscation of property from drug offenders' arrests.

The *Red Speed* fund accounts for funds received from traffic enforcement in a school zone.

The *Tax Allocation District (TAD) Bonds* fund accounts for funds received from tax revenue to fund a redevelopment project in the City.

Additionally, the City reports the following fund types:

The *capital project fund* accounts for acquisition and construction of the City's municipal complex.

The *debt service fund* is used to account for the accumulation of resources that are restricted, committed, or assigned for the payment of principal and interest on long-term debt obligations.

The *internal service fund* is used to account for the financing of goods or services provided by one department to other departments on a cost reimbursement basis. The City accounts for the provision of health care claims in an internal service fund.

Amounts reported as *program revenues* include 1) charges to customers or applicants for goods, services, or privileges provided, 2) operating grants and contributions, and 3) capital grants and contributions. Internally dedicated resources are reported as *general revenues* rather than as program revenues. Likewise, general revenues include all taxes.

City of Conyers, Georgia

NOTES TO FINANCIAL STATEMENTS - CONTINUED

June 30, 2024

NOTE A - SUMMARY OF SIGNIFICANT ACCOUNTING POLICIES – CONTINUED

3. **Measurement Focus, Basis of Accounting and Basis of Presentation -Continued**

Proprietary funds distinguish *operating* revenues and expenses from *nonoperating* items. Operating revenues and expenses generally result from providing services and producing and delivering goods in connection with a proprietary fund's principal ongoing operations. The principal operating revenues of the City's enterprise funds are charges to customers for sales and services. Operating expenses for enterprise funds and internal service funds include the cost of sales and services, administrative expenses and depreciation on capital assets. All revenues and expenses not meeting this definition are reported as nonoperating revenues and expenses.

4. **Cash, Cash Equivalents and Investments**

The City's cash and cash equivalents includes cash on hand, amounts in demand deposits, and investments with original maturities of three months or less from the date of acquisition.

State of Georgia statutes authorize the City to invest in obligations of the U. S. Treasury or agencies, obligations of state and local governments, bankers' acceptances, repurchase agreements, local government investment pool sponsored by the State of Georgia and certificates of deposit in federally insured financial institutions.

Investments are recorded at fair value. Increases or decreases in the fair value during the year are recognized as a component of interest income.

5. **Receivables and Payables**

During the course of operations, transactions occur between individual funds for goods provided or services rendered. The receivables and payables which result from these transactions are classified as "due from other funds" or "due to other funds" on the balance sheet.

All trade and property tax receivables are shown net of an allowance for uncollectibles. Trade accounts receivable in excess of 120 days comprise the trade accounts receivable allowance for uncollectibles. The property tax receivable allowance is equal to 9 percent of outstanding property taxes at June 30, 2024.

Property taxes are levied based on a calendar year (January 1 through December 31). The property tax assessment is formally levied on September 1, based on property values as of the previous January 1. Tax bills are mailed in September. The billings are considered due upon receipt and become past due 60 days after they are mailed, at which time the applicable property is subject to lien, and penalties and interest are assessed.

City of Conyers, Georgia

NOTES TO FINANCIAL STATEMENTS - CONTINUED

June 30, 2024

NOTE A - SUMMARY OF SIGNIFICANT ACCOUNTING POLICIES – CONTINUED

5. Receivables and Payables- Continued

Advances between funds, as reported in the fund financial statements, are offset by a nonspendable fund balance classification in the applicable governmental fund to indicate that they are not available for appropriation and are not expendable available financial resources.

6. Restricted Assets

Certain proceeds of the certificates of participation issued by the City, as well as certain resources set aside for their repayment, are classified as restricted assets on the balance sheet because they are maintained in separate bank accounts and their use is limited by applicable covenants and agreements.

7. Inventories and Prepaid Items

The City utilizes the consumption method to report inventory and prepaid items. Under this method, items are expensed when consumed. At year end, the City had no significant unused inventory. Certain payments to vendors reflect costs applicable to future accounting periods and are recorded as prepaid items in both government-wide and fund financial statements.

8. Capital Assets

Capital assets, which include property, plant, and equipment, infrastructure assets (e.g., roads, sidewalks, and similar items), and subscription-based information technology agreements (SBITA) are reported in the applicable governmental or business-type activities columns in the government-wide financial statements. In accordance with GASB 34, infrastructure assets acquired prior to July 1, 2003 are not reported in these financial statements since the City is a Phase III government (government with revenues less than \$10 million for the fiscal year ended June 30, 1999). Capital assets are defined by the City as assets with an initial, individual cost of more than \$5,000 and an estimated useful life in excess of two years. Such assets are recorded at historical cost or estimated historical cost if purchased or constructed. Donated capital assets are recorded at acquisition value at the date of donation.

The costs of normal maintenance and repairs that do not add to the value of the assets or materially extend asset lives are not capitalized. Major outlays for capital assets and improvements are capitalized as projects are constructed.

City of Conyers, Georgia

NOTES TO FINANCIAL STATEMENTS - CONTINUED

June 30, 2024

NOTE A - SUMMARY OF SIGNIFICANT ACCOUNTING POLICIES – CONTINUED

8. Capital Assets-Continued

The City has elected to use the modified approach for accounting for its roads. Under this approach, the City has made the commitment to preserve and maintain these assets at levels established by the Department of Public Works and Transportation. No depreciation expense is reported for such assets, nor are amounts capitalized in connection with improvements that lengthen the lives of such assets unless the improvements also increase their service potential. The City maintains an inventory of these assets and performs periodic condition assessments to establish that the predetermined condition level is being maintained. In addition, the City makes annual estimates of the amounts that must be expended to preserve and maintain these assets at the predetermined condition levels. Refer to the Required Supplementary Information for additional information on infrastructure using the modified approach.

Property, plant, and equipment of the City are depreciated using the straight line method over the following estimated useful lives:

<u>Assets</u>	<u>Years</u>
Buildings	35
Improvements other than buildings	20
Infrastructure improvements (depreciable)	30
Furniture	20
Vehicles – trucks, vans, trailers	10
Vehicles – cars	5
Computer software	7
Computer hardware & office equipment	5
Subscription-based information technology agreement	3

9. Subscription-Based Information Technology Arrangements

The City has executed contracts that qualify as noncancellable subscription-based information technology arrangements (SBITAs). The City recognizes a subscription liability and a subscription asset in the government-wide financial statements. At the commencement of a SBITA, the City initially measures the subscription liability at the present value of payments expected to be made during the SBITA term. Subsequently, the subscription liability is reduced by the principal portion of the payments made. The subscription asset is initially measured as the initial amount of the subscription liability, adjusted for SBITA payments made at or before the SBITA commencement date, plus certain implementation and other costs.

City of Conyers, Georgia

NOTES TO FINANCIAL STATEMENTS - CONTINUED

June 30, 2024

NOTE A - SUMMARY OF SIGNIFICANT ACCOUNTING POLICIES – CONTINUED

9. Subscription-Based Information Technology Arrangements- Continued

Subsequently, the subscription asset is amortized on a straight-line basis over its useful life-which is the shorter of the SBITA term or useful life of the underlying asset.

Key estimates and judgments related to SBITAs include how the City determines (1) the discount rate it uses to discount the expected SBITA payments to present value, (2) SBITA term, and (3) SBITA payments:

- The City uses the interest rate charged by the SBITA vendor as the discount rate. When the interest rate charged by the SBITA vendor is not provided, the City generally uses its estimated incremental borrowing rate as the discount rate for SBITAs.
- The SBITA term includes the noncancellable period of the SBITA. SBITA payments included in the measurement of the SBITA liability are composed of fixed payments.

The City monitors changes in circumstances that would require a remeasurement of its SBITA and will remeasure the SBITA asset and liability if certain changes occur that are expected to significantly affect the amount of the SBITA liability.

SBITA assets are reported with other capital assets and SBITA liabilities are reported with long-term debt on the statement of net position.

10. Compensated Absences

It is the City's policy to permit employees to accumulate earned but unused vacation and sick pay benefits. There is no liability for unpaid accumulated sick leave since the City does not have a policy to pay any amounts when employees separate from service with the City, except when an employee retires from the City. The retiring employee is eligible to be paid for a maximum of 720 hours. All vacation pay is accrued when incurred in the government-wide and proprietary fund financial statements. A liability for these amounts is reported in the governmental funds only if they have matured, for example, as a result of employee resignations and retirements.

City of Conyers, Georgia

NOTES TO FINANCIAL STATEMENTS - CONTINUED

June 30, 2024

NOTE A - SUMMARY OF SIGNIFICANT ACCOUNTING POLICIES – CONTINUED

11. Long-Term Obligations

In the government-wide financial statements and proprietary fund types in the fund financial statements, long-term debt and other long-term obligations are reported as liabilities in the applicable governmental activities, business-type activities, or proprietary fund type statement of net position. Bond premiums and discounts are deferred and amortized over the life of the bonds using the effective interest method. Bonds payable are reported net of the applicable bond premium or discount. Bond issuance costs are recognized as an outflow of resources in the reporting period in which they occurred.

In the fund financial statements, governmental fund types recognize bond premiums and discounts, as well as bond issuance costs, during the current period. The face amount of debt issued is reported as other financing sources. Premiums received on debt issuances are reported as other financing sources while discounts on debt issuances are reported as other financing uses. Issuance costs, whether or not withheld from the actual debt proceeds received, are reported as debt service expenditures.

12. Fund Balance/Net Position

**Fund Balance-** Generally, fund balance represents the differences between the current assets and current liabilities. Governmental funds will now report fund balance classifications that comprise a hierarchy based primarily on the extent to which the City is bound to honor constraints on the specific purposes for which amounts in those funds can be spent. Fund balances are classified as follows:

*Nonspendable-* Fund balances are reported as nonspendable when amounts cannot be spent because they are either (a) not in spendable form (i.e. items that are not expected to be converted to cash) or (b) legally or contractually required to be maintained intact.

*Restricted-* Fund balances are reported as restricted when there are limitations imposed on their use either through the enabling legislation adopted by the City or through external restrictions imposed by creditors, grantors or laws or regulations of other governments.

*Committed-* Fund balances are reported as committed when they can be used only for specific purposes pursuant to constraints imposed by formal action of the City Council through the adoption of a resolution. The City Council also may modify or rescind the commitment.

City of Conyers, Georgia

NOTES TO FINANCIAL STATEMENTS - CONTINUED

June 30, 2024

NOTE A - SUMMARY OF SIGNIFICANT ACCOUNTING POLICIES – CONTINUED

12. Fund Balance/Net Position-Continued

*Assigned-* Fund balances are reported as assigned when amounts are constrained by the City's intent to be used for specific purposes, but are neither restricted nor committed. Through resolution, the City Council has authorized the City's Chief Financial Officer to assign fund balances.

*Unassigned-* Fund balances are reported as unassigned as the residual amount when the balances do not meet any of the above criterion. The City reports positive unassigned fund balance only in the general fund. Negative unassigned fund balance may be reported in all funds.

*Flow Assumptions-* When both restricted and unrestricted amounts are available for use for expenditures incurred, it is the City's policy to use restricted amounts first and then unrestricted amounts as they are needed. For unrestricted amounts of fund balance, it is the City's policy to use fund balance in the following order: committed; assigned; then unassigned.

*Net Position-* Net position represents the difference between assets and liabilities in reporting which utilizes the economic resources measurement focus. The net investment in capital assets consists of capital assets, net of accumulated depreciation, reduced by the outstanding balances of any borrowing used (i.e. the amount that the City has spent) for the acquisition, construction or improvement of those assets. Net position is reported as restricted using the same definition as used for restricted fund balance as described in the section above. All other assets are reported as unrestricted.

The City's policy is to apply restricted resources first when an expense is incurred for purposes for which both restricted and unrestricted net position is available.

13. Pension Plans

The City provides a defined benefit pension plan to all eligible employees. It is the City's policy to fund this plan's normal cost annually, as determined by actuarial valuation. The City also provides a 457(b) deferred compensation plan and an employer matching defined contribution plan 401(a) to all eligible employees.

City of Conyers, Georgia

NOTES TO FINANCIAL STATEMENTS - CONTINUED

June 30, 2024

NOTE A - SUMMARY OF SIGNIFICANT ACCOUNTING POLICIES – CONTINUED

14. Deferred Outflows/Inflows of Resources

GASB Statements No. 63, *Financial Reporting of Deferred Outflows of Resources, Deferred Inflows of Resources, and Net Position* and No. 65, *Items Previously Reported as Assets and Liabilities* established accounting and financial reporting for deferred outflows / inflows of resources and the concept of net position as the residual of all other elements presented in the statement of net position.

In addition to assets, the statement of net position will sometimes report a separate section for deferred outflows of resources. This separate financial statement element, *deferred outflows of resources*, represents a consumption of net assets that applies to a future period(s) and so will not be recognized as an outflow of resources (expense / expenditure) until then. The City made contributions to the pension plan before year end but subsequent to the measurement date of the City's net pension liability which are reported as deferred outflows of resources.

In addition to liabilities, the statement of revenues, expenditures and changes in fund balance will sometimes report a separate section for deferred inflows of resources. This separate financial statement element, *deferred inflows of resources*, represents an acquisition of net assets that applies to future period(s) and so will not be recognized as an inflow of resources (revenue) until that time. The City has four types of items that qualify for reporting in this category. The item, *unavailable revenue*, is reported only in the governmental funds balance sheet. The governmental funds report unavailable revenues from property taxes and these amounts are deferred and will be recognized as an inflow of resources in the period in which the amounts become available. Another element relates to the offset of the fair market value of the City's derivative. As the derivative qualifies as an effective hedge, the change in fair market value occurs each year the asset and deferred inflow are adjusted.

Certain changes in the net pension liability are recognized as pension expense over time instead of all being recognized in the year of occurrence. Experience gains/losses result from periodic studies by the City's actuary which adjust the net pension liability for actual experience for certain trend information that was previously assumed, for example the assumed dates of retirement of plan members. These experience gains and losses are recorded as deferred outflows and inflows of resources and are amortized into pension expense over the expected remaining service lives of plan members. Changes in actuarial assumptions which adjust the net pension liability are also recorded as deferred outflows and inflows of resources and are amortized into pension expense over the expected remaining service lives of plan members. The difference between projected investment return on pension investments and actual return on those investments is also deferred and amortized against pension expense over a five year period.

Certain changes in the OPEB liability are recognized as OPEB expense over time instead of all being recognized in the year of occurrence. Experience gains/losses result from periodic studies by the City's actuary which adjust the OPEB liability for actual experience for certain trend information that was previously assumed, for example the assumed dates of retirement of plan members. These experience gains and losses are recorded as deferred inflows of resources and are amortized into OPEB expense over the expected remaining service lives of plan members. Changes in actuarial assumptions which adjust the OPEB liability are also recorded as deferred inflows of resources and are amortized into OPEB expense over the expected remaining service lives of plan members.

City of Conyers, Georgia

NOTES TO FINANCIAL STATEMENTS - CONTINUED

June 30, 2024

NOTE A - SUMMARY OF SIGNIFICANT ACCOUNTING POLICIES – CONTINUED

14. Deferred Outflows/Inflows of Resources-Continued

*Pensions*

For purposes of measuring the net pension liability, deferred outflows of resources and deferred inflows of resources related to pensions, and pension expense, information about the fiduciary net position of the City of Conyers Plan (the Plan) and additions to/deductions from the Plan's fiduciary net position have been determined on the same basis as they are reported by the Plan. For this purpose, benefit payments (including refunds of employee contributions) are recognized when due and payable in accordance with the benefit terms. Investments are reported at fair value.

NOTE B – RECONCILIATION OF GOVERNMENT-WIDE AND FUND FINANCIAL STATEMENTS

1. **Explanation of certain differences between the governmental fund balance sheet and the government-wide statement of net position**

The reconciliation of the fund balance of governmental funds to the statement of net position includes reconciliation between fund balance – total governmental funds and net position – governmental activities as reported in the government-wide statement of net position. One element of that reconciliation explains that “long-term liabilities, including bonds payable, are not due and payable in the current period and therefore are not reported in the funds.” The details of this \$16,431,403 difference are as follows:

Bonds payable	\$10,420,000
Bond premium (to be amortized over the life of the debt)	451,165
Accrued interest payable	116,950
GMA COPs lease pool	3,555,000
Subscription liability	453,784
Fair value of interest rate swap	(178,901)
Notes payable	741,301
Compensated absences	<u>872,104</u>
Net adjustment to increase <i>fund balance – total governmental funds</i> to arrive at <i>net position- governmental activities</i>	<u>\$16,431,403</u>

City of Conyers, Georgia

NOTES TO FINANCIAL STATEMENTS - CONTINUED

June 30, 2024

NOTE B – RECONCILIATION OF GOVERNMENT-WIDE AND FUND FINANCIAL STATEMENTS-CONTINUED

2. Explanation of certain differences between the governmental fund statement of revenues, expenditures, and changes in fund balances and the government-wide statement of activities

The governmental fund statement of revenues, expenditures, and changes in fund balances includes a reconciliation between *net changes in fund balances – total governmental funds* and *changes in net position of governmental activities* as reported in the government-wide statement of activities. One element of that reconciliation explains that “Governmental funds report capital outlay as expenditures. However, in the statement of activities the cost of those assets is allocated over their estimated useful lives and reported as depreciation expense.” The details of this \$3,830,903 difference are as follows:

Capital outlay	\$ 7,032,134
Depreciation expense	<u>(3,201,231)</u>
Net adjustment to increase <i>net changes in fund balances – total governmental funds to arrive at changes in net position of governmental activities</i>	<u>\$ 3,830,903</u>

The governmental fund statement of revenues, expenditures, and changes in fund balances includes a reconciliation between *net changes in fund balances – total governmental funds* and *changes in net position of governmental activities* as reported in the government-wide statement of activities. One element of that reconciliation explains that “Governmental funds report capital outlay as expenditures. However, in the statement of activities the cost of those subscription IT assets is allocated over their estimated useful lives and reported as amortization expense.” The details of this \$320,874 difference are as follows:

Capital outlay	\$ 556,776
Amortization expense	<u>(235,902)</u>
Net adjustment to increase <i>net changes in fund balances – total governmental funds to arrive at changes in net position of governmental activities</i>	<u>\$ 320,874</u>

City of Conyers, Georgia

NOTES TO FINANCIAL STATEMENTS - CONTINUED

June 30, 2024

NOTE B – RECONCILIATION OF GOVERNMENT-WIDE AND FUND FINANCIAL STATEMENTS-CONTINUED

Another element of that reconciliation states *the issuance of long-term debt (e.g. bonds, leases) provides current financial resources to governmental funds, while the repayment of the principal of long-term debt consumes the current financial resources of governmental funds. Neither transaction, however, has any effect on net position. Also, governmental funds report the effect of premiums, discounts, and similar items when debt is first issued, whereas these amounts are deferred and amortized in that statement of activities. This amount is the net effect of these differences in the treatment of long-term debt and related items.* The detail of this \$885,865 difference are as follows:

Debt issued or incurred:	
Subscription IT	\$ 556,776
Notes payable	328,302
Amortization of bond premiums	(56,549)
Principal repayments:	
SBITA	(254,007)
GO bonds	(540,000)
Notes payable	<u>(920,387)</u>
Net adjustment to increase <i>net changes in fund balances – total governmental funds</i> to arrive at <i>Changes in net position governmental activities</i>	<u>\$ 885,865</u>

**City of Conyers, Georgia**

**NOTES TO FINANCIAL STATEMENTS - CONTINUED**

**June 30, 2024**

**NOTE C - DEPOSITS AND INVESTMENT**

Total deposits and investments as of June 30, 2024, are summarized as follows:

	<b>2024</b>
As reported in Statement of Net Position	
Cash and cash equivalents	\$ 15,526,201
Investments	8,992,342
	<b>\$ 24,518,543</b>
Cash/investments deposited with financial institutions	\$ 21,776,515
Investments in guaranteed investments contract	2,742,028
	<b>\$ 24,518,543</b>

**Credit risk.** State statutes authorize the City to invest in obligations of the State of Georgia or other states; obligations issued by the U.S. government; obligations fully insured or guaranteed by the U.S. government or by a government agency of the United States; obligations of any corporation of the U.S. government; prime banker’s acceptances; the local government investment pool established by state law; repurchase agreements; and obligations of other political subdivisions of the State of Georgia. It is the City’s policy to limit its investments to these type of investments. As of June 30, 2024, the City’s investment in the guaranteed investment contract was rated AA- by Standard & Poors.

At June 30, 2024, the City had the following investments:

Investment	Maturities	Fair Value
Guaranteed investment contract	June 1, 2028	\$ 2,742,028
		<b>\$ 2,742,028</b>

The City invested in U.S. Treasury Bonds during this fiscal year. The maturity dates are laddered in order to maximize the yields available and to make sure that funds are available and consistent with the necessary cash flow for operations. Investments are 3, 6 and 12 months. As of June 30, 2024, maturity dates range from July 15, 2024 to April 17, 2025.

**Interest rate risk.** The City limits investment maturities to three years unless it is matched to a specific cash flow as a means of managing its exposure to fair value losses arising from increasing interest rates.

City of Conyers, Georgia

NOTES TO FINANCIAL STATEMENTS - CONTINUED

June 30, 2024

NOTE C - DEPOSITS AND INVESTMENT-CONTINUED

**Fair value measurements.** The City categorizes its fair value measurements within the fair value hierarchy established by generally accepted accounting principles. The hierarchy is based on the valuation inputs used to measure the fair value of the asset. Level 1 inputs are quoted prices in active markets for identical assets; Level 2 inputs are significant other observable inputs; and Level 3 inputs are significant unobservable inputs.

The City’s interest rate swap agreement is classified as an other asset more fully described in Note F. The fair value of the interest rate swap agreement is classified as Level 2 in the fair value hierarchy, and is valued using an option-adjusted discounted cash flow model.

**Custodial credit risk – deposits.** Custodial credit risk for deposits is the risk that, in the event of the failure of a depository financial institution, the City will not be able to recover deposits or will not be able to recover collateral securities that are in the possession of an outside party.

At June 30, 2024, the City did not have any deposits which were uninsured and uncollateralized as defined by GASB pronouncements.

NOTE D – RECEIVABLES

Receivables as of year end for the City’s funds in the aggregate, including the applicable allowances for uncollectible accounts, are as follows:

	General	Nonmajor Governmental	Hotel/Motel	SPLIST	Sanitation	Landfill	Stormwater	Golf	Total
Receivables									
Accounts	\$ 133,926	\$ 103,237	\$ -	\$ -	\$ 37,177	\$ -	\$ 11,636	\$ 28,679	\$ 314,655
Taxes	422,024	-	125,034	-	-	-	-	-	547,058
Police fines	553,084	-	-	-	-	-	-	-	553,084
Intergovernmental	79,058	-	-	772,373	-	133,605	-	-	985,036
Total receivables	1,188,092	103,237	125,034	772,373	37,177	133,605	11,636	28,679	2,399,833
Allowance for uncollectible receivables	(369,750)	-	-	-	(7,632)	-	-	-	(377,382)
Net receivables	\$ 818,342	\$ 103,237	\$ 125,034	\$ 772,373	\$ 29,545	\$ 133,605	\$ 11,636	\$ 28,679	\$ 2,022,451

City of Conyers, Georgia

NOTES TO FINANCIAL STATEMENTS - CONTINUED

June 30, 2024

NOTE E - CAPITAL ASSETS

Capital asset activity for the year ended June 30, 2024 was as follows:

	Balance June 30, 2023	Increases	Decreases	Balance June 30, 2024
<b>Governmental activities:</b>				
Capital assets, not being depreciated:				
Land	\$ 13,576,252	\$ 566,775	\$ (1,808)	\$ 14,141,219
Construction in progress	578,566	464,847	(438,828)	604,585
Infrastructure	<u>4,412,026</u>	<u>1,493,646</u>	<u>-</u>	<u>5,905,672</u>
Total capital assets not being depreciated	18,566,844	2,525,268	(440,636)	20,651,476
Capital assets, being depreciated:				
Buildings	24,362,958	-	-	24,362,958
Improvements other than buildings	41,267,791	1,585,710	-	42,853,501
Infrastructure improvements	5,729,209	-	-	5,729,209
Equipment	<u>22,709,730</u>	<u>3,359,984</u>	<u>(483,531)</u>	<u>25,586,183</u>
Total capital assets being depreciated	94,069,688	4,945,694	(483,531)	98,531,851
Less accumulated depreciation for:				
Buildings	(6,813,039)	(737,908)	-	(7,550,947)
Improvements other than buildings	(27,169,765)	(663,139)	-	(27,832,904)
Infrastructure	(364,719)	(190,974)	-	(555,693)
Equipment	<u>(14,348,405)</u>	<u>(1,609,210)</u>	<u>483,531</u>	<u>(15,474,084)</u>
Total accumulated depreciation	(48,695,928)	(3,201,231)	483,531	(51,413,628)
Total capital assets, being depreciated, net	<u>45,373,760</u>	<u>1,744,463</u>	<u>-</u>	<u>47,118,223</u>
Governmental activities capital assets, net	<u>\$ 63,940,604</u>	<u>\$ 4,269,731</u>	<u>\$ (440,636)</u>	<u>\$ 67,769,699</u>
Subscription IT assets, net	159,029	320,874	-	<u>479,903</u>
Total capital assets, net as reported in the statement of net position				<u>\$ 68,249,602</u>

City of Conyers, Georgia

NOTES TO FINANCIAL STATEMENTS - CONTINUED

June 30, 2024

NOTE E - CAPITAL ASSETS – CONTINUED

	Balance June 30, 2023	Increases	Decreases	Balance June 30, 2024
<b>Business-type activities</b>				
Capital assets, not being depreciated:				
Land	\$ 1,915,577	\$ -	\$ -	\$ 1,915,577
Total capital assets not being depreciated	<u>1,915,577</u>	<u>-</u>	<u>-</u>	<u>1,915,577</u>
Capital assets, being depreciated:				
Road improvements	2,393,847	-	-	2,393,847
Buildings	1,781,006	-	-	1,781,006
Equipment	<u>1,675,719</u>	<u>37,684</u>	<u>-</u>	<u>1,713,403</u>
Total capital assets being depreciated	<u>5,850,572</u>	<u>37,684</u>	<u>-</u>	<u>5,888,256</u>
Less accumulated depreciation for:				
Road improvements	(1,028,618)	(79,795)	-	(1,108,413)
Buildings	(1,104,154)	(89,050)	-	(1,193,204)
Equipment	<u>(1,419,957)</u>	<u>(68,399)</u>	<u>-</u>	<u>(1,488,356)</u>
Total accumulated depreciation	<u>(3,552,729)</u>	<u>(237,244)</u>	<u>-</u>	<u>(3,789,973)</u>
Total capital assets, being depreciated, net	<u>2,297,843</u>	<u>(199,560)</u>	<u>-</u>	<u>2,098,283</u>
Business-type activities capital assets, net	<u>\$ 4,213,420</u>	<u>\$ (199,560)</u>	<u>\$ -</u>	<u>\$ 4,013,860</u>

City of Conyers, Georgia

NOTES TO FINANCIAL STATEMENTS - CONTINUED

June 30, 2024

**NOTE E - CAPITAL ASSETS – CONTINUED**

Depreciation was charged to functions/programs of the primary government as follows:

Governmental activities:	
General government	\$ 513,510
Public safety	1,410,124
Public works	998,622
Cultural/recreation	<u>278,975</u>
Total depreciation expense-governmental activities	<u>\$ 3,201,231</u>
Business-type activities:	
Golf	\$ 147,482
Stormwater	<u>89,762</u>
Total depreciation expense-business-type activities	<u>\$ 237,244</u>

**NOTE E – SUBSCRIPTION IT ASSETS**

Subscription IT asset activity for the City for the year end June 30, 2024 was as follows:

	<b>Balance June 30, 2023</b>	<b>Increases</b>	<b>Decreases</b>	<b>Balance June 30, 2024</b>
<b>Governmental activities:</b>				
Subscription IT assets	\$ 252,724	\$ 556,776	\$ -	\$ 809,500
Less accumulated amortization	<u>(93,695)</u>	<u>(235,902)</u>	<u>-</u>	<u>(329,597)</u>
Total subscription IT assets, net	<u>\$ 159,029</u>	<u>\$ 320,874</u>	<u>\$ -</u>	<u>\$ 479,903</u>

City of Conyers, Georgia

NOTES TO FINANCIAL STATEMENTS - CONTINUED

June 30, 2024

NOTE F - LONG-TERM DEBT

Long-term liability activity for the year ended June 30, 2024, was as follows:

	Balance June 30, 2023	Additions	Deletions	Balance June 30, 2024	Due Within One Year
<b>Governmental activities:</b>					
Bonds payable:					
2018 General obligation bonds	\$ 10,960,000	\$ -	\$ (540,000)	\$ 10,420,000	\$ 555,000
Premium	507,714	-	(56,549)	451,165	-
GMA certificates of participation lease pool	3,555,000	-	-	3,555,000	-
Total bonds payable	15,022,714	-	(596,549)	14,426,165	555,000
Subscription liability	151,015	556,776	(254,007)	453,784	236,649
OPEB	14,059,342	15,767,148	(581,901)	29,244,589	518,901
Net pension liability	11,220,377	2,229,782	(3,855,937)	9,594,222	-
Compensated absences	788,300	826,484	(742,680)	872,104	218,026
Notes Payable	1,333,386	328,302	(920,387)	741,301	370,650
Governmental activity					
Long-term liabilities	<u>\$ 42,575,134</u>	<u>\$ 19,708,492</u>	<u>\$ (6,951,461)</u>	<u>\$ 55,332,165</u>	<u>\$ 1,899,226</u>
<b>Business-type activities</b>					
Net pension liability	1,109,707	384,754	(428,437)	1,066,024	-
Compensated absences	63,692	78,160	(57,834)	84,018	21,004
Business-type activity					
Long-term liabilities	<u>\$ 1,173,399</u>	<u>\$ 462,914</u>	<u>\$ (486,271)</u>	<u>\$ 1,150,042</u>	<u>\$ 21,004</u>

The General Fund has typically been used to liquidate the liability for compensated absences, OPEB liability, net pension liability, and other long-term liabilities.

## City of Conyers, Georgia

### NOTES TO FINANCIAL STATEMENTS - CONTINUED

June 30, 2024

#### NOTE F - LONG-TERM DEBT – CONTINUED

##### 1. Certificates of Participation

In June 1998, the City entered into a lease pool agreement with the Georgia Municipal Association (the "Association"). The funding of the lease pool was provided by the issuance of \$150,126,000 Certificates of Participation by the Association. The Association passed the net proceeds through to the participating municipalities with the City's participation totaling \$3,555,000. The lease pool agreement with the Association provides that the City owns their portion of the assets invested by the pool and is responsible for the payment of their portion of the principal and interest of the Certificates of Participation. The principal is due in a lump sum payment on June 1, 2028. Interest is payable at a rate of 4.75% each year. The City draws from the investment to lease equipment from the Association. The lease pool agreement requires the City to make lease payments back into its investment account to fund the principal and interest requirements of the 1998 GMA Certificates of Participation.

As part of the issuance of the certificates of participation, the City entered into an interest rate swap agreement. Under the Swap Agreement, the City is required to pay (1) a semiannual (and beginning July 1, 2003, a monthly) floating rate of interest based on the Securities Industry and Financial Markets Association (SIFMA) Municipal Swap Index (plus a 31 basis points spread) to, or on behalf of, the Swap Counterparty (the "Swap Payment"); and the Swap Counterparty will pay to, or on behalf of, the City a semi-annual payment based on a rate equal to the fixed rate on the certificates of participation (4.75%) times a notional amount specified in the Swap Agreement, but generally equal to the outstanding unpaid principal portion of such Contract, less the amount originally deposited in the Reserve Fund relating to the Contract, and (ii) a one-time Swap Premium to be paid on the effective date of the Swap Agreement. The semiannual payments from the Swap Counterparty with respect to the City are structured, and expected, to be sufficient to make all interest payments due under the Contract, and related distributions of interest on the Certificates. Monthly interest payments between the City, the holders of the Certificates of Participation, and the Swap Counterparty can be made in net settlement form as part of this agreement. Under the Swap Agreement, the City's obligation to pay floating payments to the Swap Counterparty in any calendar year may not exceed an amount equal to the SIFMA Municipal Swap Index plus 5% to be determined on the first business day of December in the preceding year. This agreement matures on June 1, 2028, at the same time of the certificates of participation. This derivative qualifies as a fair market hedge.

In the unlikely event that the Swap Counterparty becomes insolvent, or fails to make payments as specified in the Swap Agreement, the City would be exposed to credit risk in the amount of the Swap's fair value. To minimize this risk, the City executed this agreement with counterparties of appropriate credit strength, with the counterparty being rated Aa3 by Moody's. At June 30, 2024, the floating rate being paid by the City is 4.19% and the market value of this agreement is \$178,901 a decrease of \$42,754 from the market value at the end of the previous fiscal year. The market value of the hedge was determined using settlement prices at the end of the day on June 30, 2024 based on the derivative contract. This market value is reported as an asset in the statement of net position. As this derivative is an effective hedge, qualifying for hedge accounting, the inflow from the hedge (any change in fair value from inception until fiscal year end) is deferred and reported as deferred inflow in the statement of net position.

City of Conyers, Georgia

NOTES TO FINANCIAL STATEMENTS - CONTINUED

June 30, 2024

**NOTE F - LONG-TERM DEBT – CONTINUED**

**2. General Obligation Bonds**

In August 2018, the City issued \$13,000,000 of Series 2018 general obligation bonds. The proceeds from the bonds will be used to acquire, construct, refurbish and equip City administrative and public safety facilities. The bonds bear interest at rates from 3.0% to 5.0%, and will mature on April 1, 2039.

Annual debt service requirements to maturity on the City’s outstanding general obligation bonds were as follows at June 30, 2024:

<u>Year</u>	<b>2018 General Obligation Bonds</b>		<u>Total</u>
	<u>Principal</u>	<u>Interest</u>	
2025	\$ 555,000	\$ 414,037	\$ 969,037
2026	570,000	386,286	956,286
2027	585,000	369,186	954,186
2028	605,000	339,938	944,938
2029	625,000	309,688	934,688
2030-2034	3,435,000	1,163,249	4,598,249
2035-2039	4,045,000	493,263	4,538,263
	<u>\$ 10,420,000</u>	<u>\$ 3,475,647</u>	<u>\$ 13,895,647</u>

**3. Compensated Absences**

Earned and vested paid time off is recorded as a liability in the government-wide statement of net position and the proprietary fund statement of net position. The compensated absences have been paid in prior years mainly from the General Fund.

City of Conyers, Georgia

NOTES TO FINANCIAL STATEMENTS - CONTINUED

June 30, 2024

NOTE F - LONG-TERM DEBT – CONTINUED

4. Notes Payable

In 2022, the City entered into a private placement note payable in the amount of \$1,379,169 to finance the purchase of police equipment. The note pays principal annually on April 1.

In 2024, the City entered into a private placement note payable in the amount of \$328,302 to finance the purchase of police equipment. The note pays principal annually on April 1.

Annual debt service requirements to maturity on the City’s notes payable were as follows at June 30, 2024:

<u>Year</u>	<u>Notes Payable</u> <u>Principal</u>
2025	\$ 370,650
2026	370,651
	<u>\$ 741,301</u>

City of Conyers, Georgia

NOTES TO FINANCIAL STATEMENTS - CONTINUED

June 30, 2024

NOTE F - LONG-TERM DEBT – CONTINUED

5. Future Debt Service Requirements

Annual debt service requirements to maturity on the City’s outstanding certificates of participation were as follows at June 30, 2024:

<u>Year</u>	<u>GMA Certificates of Participation Lease Pool</u>	
	<u>Principal</u>	<u>Interest</u>
2025	\$ -	\$ 168,863
2026	-	168,863
2027	-	168,863
2028	3,555,000	168,863
	<u>\$ 3,555,000</u>	<u>\$ 675,452</u>

6. Subscription IT Liability

For the year ended June 30, 2024 (open below), the financial statements include the adoption of GASB Statement No. 96, *Subscription-Based Information Technology Arrangements*. The primary objective of this statement is to enhance the relevance and consistency of information about governments' subscription activities. This statement establishes a single model for subscription accounting based on the principle that subscriptions are financings of the right to use an underlying asset. Under this Statement, an organization is required to recognize a subscription liability and an intangible right-to-use subscription asset. The City’s subscription assets are reported within the applicable governmental type activities capital asset roll-forward in Note E. A summary of the outstanding subscription-based information technology arrangements (SBITAs) and the payments required to maturity are summarized below.

<u>Year</u>	<u>SBITA Liability</u>	
	<u>Principal</u>	<u>Interest</u>
2025	\$ 236,649	\$ 19,437
2026	133,764	15,323
2027	57,930	6,844
2028	25,441	2,959
	<u>\$ 453,784</u>	<u>\$ 44,563</u>

**City of Conyers, Georgia**

**NOTES TO FINANCIAL STATEMENTS - CONTINUED**

**June 30, 2024**

**NOTE G - INTERFUND RECEIVABLES AND PAYABLES**

The composition of interfund balances as of June 30, 2024, is as follows:

Due to/from other funds:

<b>Receivable Fund</b>	<b>Payable Fund</b>	<b>Amount</b>
General	Landfill	\$ 37,242
General	Golf	83,180
General	SPLOST	87,266
General	Hotel/Motel	53,212
General	E911	53,392
		\$ 314,292
Nonmajor Governmental Funds	General Fund	\$ 107

These balances resulted from the time lag between the dates that (1) interfund goods and services are provided or reimbursable expenditures occur, (2) transactions are recorded in the accounting system, and (3) payments between funds are made.

Interfund transfers:

	Transfer In:			
	General Fund	Nonmajor Governmental Fund	Landfill Fund	Total
Transfer out:				
General Fund	\$ -	\$ 1,637,756	\$ 415,628	\$ 2,053,384
Nonmajor Governmental Fund	18	-	-	18
Landfill Fund	289,482	-	-	289,482
Total transfers out	\$ 289,500	\$ 1,637,756	\$ 415,628	\$ 2,342,884

City of Conyers, Georgia

NOTES TO FINANCIAL STATEMENTS - CONTINUED

June 30, 2024

**NOTE G - INTERFUND RECEIVABLES AND PAYABLES-CONTINUED**

Transfers are used to (1) move revenues from the fund that the budget requires to collect them to the fund that the budget requires to expend them and (2) use unrestricted revenues collected in the General Fund to finance various programs accounted for in other funds in accordance with budgetary authorizations.

The General Fund transfers funds to the Emergency Telephone Fund to cover operating deficits.

**NOTE H - PENSION PLANS**

*Defined Benefit Pension Plan*

**Plan Description**

The City, as authorized by the City Council, has established a non-contributory defined benefit pension plan (The City of Conyers Retirement Plan) covering all full-time employees. The City's pension plan is affiliated with the Georgia Municipal Employee Benefit System (GMEBS), an agent multiple-employer pension plan administered by the Georgia Municipal Association. Contributions made by the City are commingled with contributions made by other members of GMEBS for investment purposes. The City does not own any securities on its own. Investment income from the securities is allocated on a pro rata basis. The Georgia Municipal Association issues a publicly available financial report that includes financial statements and required supplementary information for GMEBS. That report may be obtained by writing to Georgia Municipal Association, Risk Management and Employee Benefit Services, 201 Pryor Street, SW, Atlanta, Georgia 30303 or by calling (404) 688-0472.

As provided by state law, benefit provisions for participants in GMEBS are established by the respective employers. As authorized by City Council, the plan provides pension benefits and death and disability benefits for all employees that have been employed full time for one year. Members may retire on reaching the age of 65, depending on their classification. Early retirement is possible on reaching the age of 55, depending on the member's classification. In addition, police officers can retire at age 55 and 10 years of service with full benefits. Benefits are calculated at 1.75% to 2.00% of the average monthly earnings for the period of the five highest years' earnings prior to retirement. Effective August 1, 2015, the City adopted the Rule of 85 for all eligible employees. An employee can retire with full benefits if years of service plus age equals at least 85.

**City of Conyers, Georgia**

**NOTES TO FINANCIAL STATEMENTS - CONTINUED**

**June 30, 2024**

**NOTE H - PENSION PLANS-CONTINUED**

As of January 1, 2024, the plan membership included the following categories of participants.

Retirees and beneficiaries receiving benefits	108
Terminated vested participants not yet receiving benefits	79
Active participants	175
Total membership	362

*Contributions.* The plan is subject to minimum funding standards of the Georgia Public Retirement Systems Standards law. The Board of Trustees of GMEBS has adopted a recommended actuarial funding policy for the plan which meets state minimum requirements and will accumulate sufficient funds to provide the benefits under the plan. The funding policy for the plan is to contribute an amount equal to the recommended contribution described below. For 2024, the actuarially determined contribution rate was 15.5% of covered payroll. For 2024, the City’s contribution to the plan totaled \$1,866,104.

**Net Pension Liability of the City**

Effective July 1, 2014, the City implemented the provisions of GASB Statement No. 68, *Accounting and Financial Reporting for Pensions – an amendment of GASB Statement No. 27*, and GASB Statement No. 71, *Pension Transition for Contributions Made Subsequent to the Measurement Date-an amendment of GASB Statement No. 68*, which significantly changed the City’s accounting for pension amounts. The information disclosed below is presented in accordance with these new standards.

The City’s net pension liability was measured as of September 30, 2023. The total pension liability used to calculate the net pension liability was determined by an actuarial valuation as January 1, 2023 with update procedures performed by the actuary to roll forward to the total pension liability measured as of September 30, 2023.

*Actuarial assumptions.* The total pension liability in the January 1, 2024 actuarial valuation was determined using the following actuarial assumptions, applied to all periods included in the measurement:

Inflation	2.25%	
Salary increases	2.25%	plus service based merit increases
Investment rate of return	7.375 %	net of pension plan investment expense, including inflation

City of Conyers, Georgia

NOTES TO FINANCIAL STATEMENTS - CONTINUED

June 30, 2024

NOTE H - PENSION PLANS-CONTINUED

Mortality rates were based on the Pri-2012 head-count weighted Healthy Retiree Mortality Table multiplied by 1.25 with sex-distinct rates.

The actuarial assumptions used in the January 1, 2024 valuation were based on the results of an actuarial experience study for the period January 1, 2015–June 30, 2019. There is no cost of living adjustment by the Plan.

The long-term expected rate of return on pension plan investments was determined using a building-block method in which best-estimate ranges of expected future real rates of return (expected returns, net of pension plan investment expense and inflation) are developed for each major asset class. These ranges are combined to produce the long-term expected rate of return by weighting the expected future real rates of return by the target asset allocation percentage and by adding expected inflation. Best estimates of arithmetic real rates of return for each major asset class included in the pension plan's target asset allocation as of March 31, 2023 are summarized in the following table:

<u>Asset Class</u>	<u>Target Allocation</u>	<u>Long-term expected real rate of return*</u>
Domestic equity	45%	6.91%
International equity	20%	7.21%
Real estate	10%	3.61%
Global fixed income	5%	1.67%
Domestic fixed income	20%	1.61%
Cash	0%	0%

\* Rates shown are net of the 2.25% assumed rate of inflation.

*Discount rate.* The discount rate used to measure the total pension liability was 7.375%. The projection of cash flows used to determine the discount rate assumed that plan member contributions will be made at the current contribution rate and that City contributions will be made at rates equal to the difference between actuarially determined contribution rates and the member rate. Based on those assumptions, the pension plan's fiduciary net position was projected to be available to make all projected future benefit payments of current plan members. Therefore, the long-term expected rate of return on pension plan investments was applied to all of the projected benefit payments to determine the total pension liability.

**City of Conyers, Georgia**

**NOTES TO FINANCIAL STATEMENTS - CONTINUED**

**June 30, 2024**

**NOTE H - PENSION PLANS-CONTINUED**

*Changes in the Net Pension Liability of the City.* The changes in the components of the net pension liability of the City for the year ended June 30, 2024, were as follows:

	<b>Total Pension Liability (a)</b>	<b>Plan Fiduciary Net Position (b)</b>	<b>Net Pension Liability (a) - (b)</b>
Balances at 6/30/23	\$ 35,211,452	\$ 22,881,368	\$ 12,330,084
Changes for the year:			
Service cost	538,778	-	538,778
Interest	2,582,178	-	2,582,178
Differences between expected and actual experience	(75,330)	-	(75,330)
Contributions—employer	-	1,676,910	(1,676,910)
Net investment income	-	3,083,506	(3,083,506)
Benefit payments, including refunds of employee contributions	(1,475,305)	(1,475,305)	-
Administrative expense	-	(44,952)	44,952
Net changes	1,570,321	3,240,159	(1,669,838)
Balances at 6/30/24	\$ 36,781,773	\$ 26,121,527	\$ 10,660,246

The required schedule of changes in the City’s net pension liability and related ratios immediately following the notes to the financial statements presents multiyear trend information about whether the value of plan assets is increasing or decreasing over time relative to the total pension liability.

*Sensitivity of the net pension liability to changes in the discount rate.* The following presents the net pension liability of the City, calculated using the discount rate of 7.375 percent, as well as what the City's net pension liability would be if it were calculated using a discount rate that is 1-percentage-point lower (6.375 percent) or 1-percentage-point higher (8.375 percent) than the current rate:

	1% Decrease (6.375%)	Current Discount Rate (7.375%)	1% Increase (8.375%)
City's net pension liability	\$ 15,236,949	\$ 10,660,246	\$ 6,834,966

**City of Conyers, Georgia**

**NOTES TO FINANCIAL STATEMENTS - CONTINUED**

**June 30, 2024**

**NOTE H - PENSION PLANS-CONTINUED**

Actuarial valuations involve estimates of the value of reported amounts and assumptions about the probability of events far into the future, and actuarially determined amounts are subject to continual revision as results are compared to past expectations and new estimates are made about the future. Actuarial calculations reflect a long-term perspective. Calculations are based on the substantive plan in effect as of September 30, 2023 and the current sharing pattern of costs between employer and employee.

**Pension Expense and Deferred Outflows of Resources and Deferred Inflows of Resources Related to Pensions**

For the year ended June 30, 2024, the City recognized pension expense of \$3,153,633. At June 30, 2024, the City reported deferred outflows of resources and deferred inflows of resources related to pensions from the following sources:

	Deferred Outflows of Resources	Deferred Inflows of Resources
Differences between expected and actual experience	\$ 1,269,546	\$ (56,498)
Net difference between projected and actual earnings on pension plan investments	1,220,366	-
City contributions subsequent to the measurement date	1,399,578	-
Total	\$ 3,889,490	\$ (56,498)

City contributions subsequent to the measurement date of \$1,399,578 are reported as deferred outflows of resources and will be recognized as a reduction of the net pension liability in the year ending June 30, 2025. Other amounts reported as deferred outflows of resources and deferred inflows of resources related to pensions will be recognized in pension expense as follows:

Year ending June 30:	
2025	\$ 1,030,785
2026	681,868
2027	998,804
2028	(278,043)
	\$ 2,433,414

City of Conyers, Georgia

NOTES TO FINANCIAL STATEMENTS - CONTINUED

June 30, 2024

NOTE H - PENSION PLANS-CONTINUED

*Deferred Compensation Plan*

**Plan Description and Funding Requirements**

The City maintains a supplemental retirement plan for employees entitled “The 457(b) Deferred Compensation Plan”. Both full- time and part-time employees of the City are eligible to participate. The plan is administered by AIG VALIC as a 401(a) and 457(b) plan, as defined by the Internal Revenue Service. The City Council of Conyers is the authority to establish and amend plan provisions. At June 30, 2024 there were 96 plan members.

The contribution requirements of plan members are established and amended by the City Council. Employees may elect to contribute a portion of their pay not to exceed the IRS guidelines, into the 457(b) plan. Upon hire date for full-time and part-time employees, the City will contribute up to 2% of the salary for employees contributing to the 457(b) plan into the 401(a). The City matches 33 cents on the dollar up to 2% of the employee’s salary. In order for an employee to get the maximum benefit, the employee needs to contribute 6% or more of their gross salary wages to the 457(b) plan. An employee may begin to contribute after being employed for six months. Once eligible to contribute, the employee is immediately vested in the 401(a). For the fiscal year ended June 30, 2024, the City’s contribution to the 401(a) plan was \$137,749. The amount contributed by employees in the 457(b) plan was \$612,860.

City of Conyers, Georgia

NOTES TO FINANCIAL STATEMENTS - CONTINUED

June 30, 2024

NOTE I - OTHER POST-EMPLOYMENT BENEFITS

**Plan Administration and Benefits.** The City of Conyers Other Postemployment Benefits Plan (the “OPEB Plan”) is a defined benefit postretirement health care, prescription drug, and life insurance plan. The OPEB Plan is administered through the Georgia Municipal Employees Benefit System (GMEBS), an agent multiple employer OPEB Plan administered by the Georgia Municipal Association (GMA). The City has elected not to establish a separate trust fund to account for other post employment benefits, and has not funded the plan as of June 30, 2024.

The City provides post-retirement health care insurance and life insurance, in accordance with City policies, to all employees who retire from the City, and meet eligibility requirements for retirement as set forth in the City’s pension plan. Upon termination of employment, eligible employees are entitled to continue coverage, at their own cost. After 10 years of service, the City pays 100% of the retiree’s share of the charges. Retiring employees hired after July 1, 2007, the City pays 75% of the retiree’s share of the charges. Dependents can be covered, but pay the full active premium.

**Plan Membership.** Membership of the OPEB Plan consisted of the following at January 1, 2023, the date of the latest actuarial valuation:

Active members	170
Retired members or beneficiaries currently receiving benefits	<u>45</u>
Total membership	<u><u>215</u></u>

**Contributions.** The City has not elected to advance fund the OPEB Plan, but rather maintains the OPEB Plan on a “pay as you go” basis, in that claims are paid as they arise, rather than establishing an irrevocable trust to accumulate restricted funds. Because all benefits are paid through the General Fund, it was not necessary to allocate total OPEB liability and related deferred outflows and inflows of resources. The GMA issues a publicly available financial report that includes financial statements and required supplementary information for GMEBS.

For the year ended June 30, 2024, the City contributed \$581,901 for the pay as you go benefits for the OPEB Plan.

City of Conyers, Georgia

NOTES TO FINANCIAL STATEMENTS - CONTINUED

June 30, 2024

**NOTE I - OTHER POST-EMPLOYMENT BENEFITS-CONTINUED**

**Total OPEB Liability of the City**

Effective July 1, 2017, the City implemented the provisions of GASB Statement No. 75, *Accounting and Financial Reporting for Postemployment Benefits Other Than Pensions*, which significantly changed the City's accounting for OPEB amounts. The information disclosed below is presented in accordance with this new standard.

The City's total OPEB liability was measured as of June 30, 2023 and 2022 and was determined by an actuarial valuation as of January 1, 2023 and January 1, 2021 with the actuary using standard techniques to roll forward the liability to the measurement date.

**Actuarial assumptions.** The total OPEB liability in the June 30, 2023 actuarial valuation was determined using the following actuarial assumptions, applied to all periods included in the measurement:

Discount Rate:	3.65%
Healthcare Cost Trend Rate:	36.92% for CY2023, then 6.75% trended down to 4.5% over 9 years
Inflation Rate:	2.25%
Salary increase:	2.25%, plus service based merit increases
Participation Rate:	90%

Mortality rates were based on the Sex-Distinct Pri-2012 head-count weighted Healthy Retiree Mortality Table with rate multiplied by 1.25.

The actuarial assumptions used in the June 30, 2023 valuation were based on the results of an actuarial experience study for the period January 1, 2015 to June 30, 2019.

City of Conyers, Georgia

NOTES TO FINANCIAL STATEMENTS - CONTINUED

June 30, 2024

**NOTE I - OTHER POST-EMPLOYMENT BENEFITS-CONTINUED**

**Discount rate.** Since the City funds this Plan on a pay as you go basis, GASB requires the discount rate be based on a yield or index rate for 20 year, tax-exempt general obligation municipal bonds with an average rating of AA/Aa or higher (or equivalent quality on another rating scale). To comply with this requirement, the discount rate is based on an index 20 year, tax-exempt general obligation bonds. Specifically, the chosen rate is 3.65%, the Bond Buyer 20 Bond-GO Index rate published closest to, but not later than, the measurement date of June 30, 2023.

**Changes in the Total OPEB Liability of the City.** The changes in the total OPEB liability of the City for the year ended June 30, 2024, were as follows:

	<b>Total OPEB Liability (a)</b>
Balances at 6/30/23	<u>\$ 14,059,342</u>
Changes for the year:	
Service cost	525,524
Interest	510,707
Differences between expected and actual experience	300,779
Assumption changes	14,167,246
Benefit payments	<u>(319,009)</u>
Net changes	15,185,247
Balances at 6/30/24	<u><u>\$ 29,244,589</u></u>

City of Conyers, Georgia

NOTES TO FINANCIAL STATEMENTS - CONTINUED

June 30, 2024

**NOTE I - OTHER POST-EMPLOYMENT BENEFITS-CONTINUED**

**Sensitivity of the total OPEB liability to changes in the discount rate.** The following presents the total OPEB liability of the City, as well as what the City’s total OPEB liability would be if it were calculated using a discount rate that is 1-percentage-point lower (2.65%) or 1-percentage-point higher (4.65%) than the current discount rate:

	1% Increase (2.65%)	Current Discount Rate (3.65%)	1% Decrease (4.65%)
Total OPEB liability	\$ 34,721,543	\$ 29,244,589	\$ 24,909,039

**Sensitivity of the total OPEB liability to changes in the healthcare cost trend rates.** The following presents the total OPEB liability of the City, as well as what the City’s total OPEB liability would be if it were calculated using healthcare cost trend rates that are 1-percentage-point lower or 1-percentage-point higher than the current healthcare cost trend rates:

	1% Decrease in Health Care Cost Trend Rates	Current Health Care Cost Trend Rates	1% Increase Health Care Cost Trend Rates
Total OPEB liability	\$ 24,563,704	\$ 29,244,589	\$ 35,270,794

Actuarial valuations involve estimates of the value of reported amounts and assumptions about the probability of events far into the future, and actuarially determined amounts are subject to continual revisions as results are compared to past expectations and new estimates are made about the future. Actuarial calculations reflect a long-term perspective. Calculations are based on the substantive plan in effect as of June 30, 2024 and the current sharing pattern of costs between employer and inactive employees.

**City of Conyers, Georgia**

**NOTES TO FINANCIAL STATEMENTS - CONTINUED**

**June 30, 2024**

**NOTE I - OTHER POST-EMPLOYMENT BENEFITS-CONTINUED**

**OPEB Expense and Deferred Outflows of Resources and Deferred Inflows of Resources Related to OPEB**

For the year ended June 30, 2024, the City recognized OPEB expense of \$2,310,996. At June 30, 2024, the City reported deferred outflows of resources and deferred inflows of resources related to OPEB from the following sources:

	Deferred Outflows of Resources	Deferred Inflows of Resources
Differences between expected and actual experience	\$ 534,428	\$ (308,900)
Changes in assumptions	15,318,064	(8,663,786)
City contributions subsequent to the measurement date	581,901	-
<b>Total</b>	<b>\$ 16,434,393</b>	<b>\$ (8,972,686)</b>

City contributions subsequent to the measurement date of \$581,901 are reported as deferred outflows of resources and will be recognized as a reduction of the total OPEB liability in the year ending June 30, 2025. Other amounts reported as deferred outflows of resources and deferred inflows of resources related to OPEB will be recognized in OPEB expense as follows:

Year ending June 30:	
2025	\$ 1,363,405
2026	1,363,405
2027	694,104
2028	175,435
2029	1,216,589
Thereafter	2,066,868
	<b>\$ 6,879,806</b>

City of Conyers, Georgia

NOTES TO FINANCIAL STATEMENTS - CONTINUED

June 30, 2024

NOTE J – FUND BALANCE/NET POSITION (DEFICIT)

1. **Fund Balances**

Nonspendable- The following fund balance is nonspendable because it is allocated to:

***General Fund:***

Prepaid items	\$ 209,295
Assets held for resale	<u>418,046</u>

Total \$ 627,341

***Hotel/Motel Fund:***

Prepaid items	<u>\$ 9,812</u>
---------------	-----------------

Restricted- The following fund balances are restricted for:

***General Fund:***

Capital equipment purchases	<u>\$ 2,742,028</u>
-----------------------------	---------------------

**Special Revenue Funds:**

***Forfeited Assets***- used to account for funds received from the enforcement of drug laws.

\$ 289,134

***Hotel/Motel Fund***- used to account for occupancy tax collected by area hotels and motels.

\$ 1,881,271

City of Conyers, Georgia

NOTES TO FINANCIAL STATEMENTS - CONTINUED

June 30, 2024

NOTE J – FUND BALANCE/NET POSITION (DEFICIT)-CONTINUED

*ARPA Fund*- used to account for funds related to the American Rescue Plan Act

	<u>\$ 207,491</u>
--	-------------------

*Red Speed Fund*- used to account for funds received from traffic enforcement in a school zone.

	<u>\$ 41,804</u>
--	------------------

*TAD Bonds Fund*- used to account for funds received from tax revenue to fund a redevelopment project in the City

	<u>\$ 4,250</u>
--	-----------------

**Capital Projects Fund:**

*SPLOST*- used to account for capital projects financed with SPLOST.

	<u>\$ 5,260,805</u>
--	---------------------

**Debt Service Fund:**

Used to account for principal and interest on long-term obligations

	<u>\$ 4,311</u>
--	-----------------

Unassigned- The City’s policy is to maintain an adequate General Fund unassigned fund balance to provide liquidity in the event of an economic downturn or natural disaster.

**2. Net Position (Deficit)**

At June 30, 2024, the Emergency Telephone Fund and Sanitation Fund reflected a deficit balance of \$5,904 and \$122,176, respectively in the total fund balance and net position. Management of the City expects to eliminate the deficit of these funds with future transfers from the General Fund.

City of Conyers, Georgia

NOTES TO FINANCIAL STATEMENTS - CONTINUED

June 30, 2024

NOTE K - CONTINGENCIES

1. **Litigation**

The City is a defendant in certain legal actions in the nature of claims for alleged damages to persons and property and other similar types of actions arising in the course of City operations. In the opinion of City management, the resolution of these matters will not have a material adverse effect on the financial condition of the City.

2. **Risk Management**

The City is exposed to various risks of losses related to torts; theft of, damage to and destruction of assets; errors and omissions; injuries to employees and natural disaster for which the City carries commercial insurance in amounts deemed prudent by City management. There was no significant reduction in insurance coverage during the year. The City has also joined together with other municipalities in the state as part of the Georgia Municipal Association Group Self-Insurance Workers' Compensation Fund, a public entity risk pool currently operating as a common risk management and insurance program for member local governments.

As part of this risk pool, the City is obligated to pay all contributions and assessments as prescribed by the pool, to cooperate with the pool's agents and attorneys, to follow loss reduction procedures established by the fund and to report as promptly as possible and in accordance with any coverage descriptions issued, all incidents which could result in the fund being required to pay any claim of loss. The City is also to allow the pool's agents and attorneys to represent the City in investigation, settlement discussions and all levels of litigation arising out of any claim made against the City within the scope of loss protection furnished by the fund.

The fund is to defend and protect the members of the fund against liability or loss as prescribed in the member government contract and in accordance with the workers' compensation law of Georgia. The fund is to pay all cost taxed against members in any legal proceeding defended by the members, all interest accruing after entry of judgment and all expenses incurred for investigation, negotiation or defense. Settlements did not exceed insurance coverage for the past three fiscal years

3. **Health Insurance Fund**

The Health Insurance Fund was established to provide resources for and payment of employee premiums and medical claims. The Fund covers all full-time employees of the City with medical coverage. For 2024, the City paid approximately 75% of employee only premiums, approximately 65% of spouse and children, and approximately 70% of family medical premiums. The City is self-insured with CIGNA, acting as the third-party to administer the program.

City of Conyers, Georgia

NOTES TO FINANCIAL STATEMENTS - CONTINUED

June 30, 2024

NOTE K – CONTINGENCIES- CONTINUED

3. Health Insurance Fund- (continued)

The self-insurance program was designed so that the City would pay actual aggregate claims up to a \$50,000 per individual. The insurance carrier expected our total claims and fees exposure for the Plan year beginning July 1, 2023 to be \$3,201,183 with maximum claims and fees exposure of \$3,758,776. This resulted in an average increase of approximately 24% in the employees bi-weekly payroll deduction from the prior Plan year.

The City's portion of the medical premiums is transferred to the self-insurance fund each month. The employee's portion of the medical premiums are withheld from the employee's payroll and transferred to the self-insurance fund each month. Charges to other funds are treated as operating revenues in the self-insurance fund.

The City has accrued a liability for medical claims that were incurred prior to year-end but were not paid or reported during the period.

NOTE L - JOINT VENTURE

Under Georgia law, the City, in conjunction with other cities and counties in the Metropolitan Atlanta Georgia area, is a member of the Atlanta Regional Commission (ARC) and is required to pay annual dues, if assessed. Membership in ARC is required by the Official Code of Georgia Annotated (OCGA) Section 50-8-34 which provides for the organizational structure of ARC. ARC Board membership includes the chief elected official of each county and municipality of the area. OCGA 50-8-39.1 provides that the member governments are liable for any debts or obligations of ARC. Separate financial statements may be obtained from ARC, 200 North Creek, Suite 300, 3715 Northside Parkway, Atlanta, Georgia 30327.

NOTE M - RELATED ORGANIZATION

The City's Mayor is responsible for appointing all board members of the Conyers Housing Authority (the "Authority"). However, the City has no further accountability for the Authority.

City of Conyers, Georgia

NOTES TO FINANCIAL STATEMENTS - CONTINUED

June 30, 2024

NOTE N – HOTEL/MOTEL TAX

The City of Conyers imposes an 8% hotel/motel tax for the purpose of promoting tourism. Expenditures paid with this hotel/motel tax were used to promote tourism as required by O.C.G.A. 48-13-51. A summary of transactions for the fiscal year ended June 30, 2024 is as follows:

2024 tax receipts	\$ 1,375,222
2024 expenditures	
City of Conyers Tourism and Public Affairs	<u>(1,565,363)</u>
Current year receipts under expenditures	<u>\$ (190,141)</u>
Expenditures as a percentage of tax receipts	<u>113.8%</u>

City of Conyers, Georgia

NOTES TO FINANCIAL STATEMENTS - CONTINUED

June 30, 2024

**NOTE O – BUDGET AND COMPLIANCE INFORMATION**

**1. General**

Annual appropriated budgets are adopted for all funds at the department level. The SPLOST capital projects fund is adopted on the project length basis. Budgets for the enterprise funds are for management control purposes and are not required to be reported. Budgets are adopted on a non-GAAP basis. All unencumbered appropriations lapse at fiscal year end. Expenditures may not legally exceed budgeted appropriations at the department level.

Encumbrances represent commitments related to unfulfilled contracts for goods or services. Encumbrance accounting, under which purchase orders, contracts and other commitments for the expenditure of resources are recorded to reserve that portion of the applicable appropriation, is utilized in the governmental funds. Encumbrances outstanding at year-end are reported as assigned fund balance and are carried forward to the forthcoming year. They do not constitute expenditures or liabilities until the related goods or services are received during the subsequent year. The following process is used by the City in establishing the budgetary data reflected in the financial statements.

Each year, by January 15th for capital budgets and March 15th for operating budgets, all departments of the City submit requests for appropriations to the Chief Financial Officer so that a budget may be prepared. The budget is prepared by department for each fund, and includes information on the past year, current year estimates and requested appropriations for the next fiscal year.

Before May 30th, the proposed budget is presented to the City Council for review. The City Council holds public hearings and may add to, subtract from or change appropriations. The budget is then approved by an affirmative vote of a majority of the City Council at the first regular meeting following the public hearing, and by June 30th of each year. As expenditures may not legally exceed budgeted appropriations at the department total level, the Chief Financial Officer is authorized to revise appropriations within each department, but may not change total appropriations for a department.

City of Conyers, Georgia

NOTES TO FINANCIAL STATEMENTS - CONTINUED

June 30, 2024

NOTE O – BUDGET AND COMPLIANCE INFORMATION-CONTINUED

2. Excess of Expenditures Over Appropriations

For the year ended June 30, 2024, expenditures exceeded appropriations as follows:

<u>Fund or Department</u>	<u>Excess</u>
General Fund	
Mayor and Council	\$ (7,103)
City Manager's Office	(41,280)
Administration	(70,224)
Technology	(263,693)
Police	(17,874)
Court Services	(64,496)
Planning & City Services	(106,016)
Planning & Inspections	(69,852)
Landscape Services	(64,811)
GIHP Administration	(164,987)
Debt Service	(307,869)
Forfeited Assets Fund	
Public Safety	\$ (659)
Red Speed Fund	
Public Safety	\$ (20,266)
Debt Service	(414,505)
TAD Bonds Fund	
Redevelopment	\$ (99,972)
Debt Service Fund	
Interest	\$ (10,799)

These over expenditures were funded by available fund balance. The City will continue to monitor budget versus actual expenditures monthly. When proposed expenditures appear that they will exceed the budget, the City will obtain approval from the City Council for those expenditures.

## **REQUIRED SUPPLEMENTARY INFORMATION**

City of Conyers, Georgia

REQUIRED SUPPLEMENTARY INFORMATION

SCHEDULE OF REVENUES, EXPENDITURES, AND CHANGES IN FUND BALANCE -  
BUDGET AND ACTUAL (NON-GAAP BUDGETARY BASIS)

GENERAL FUND

	For the year ended June 30, 2024		Actual Amounts (Budgetary Basis)	Variance with Final Budget
	Budgeted Amounts			
	Original	Final		
<b>Revenues</b>				
Taxes	\$ 18,701,500	\$ 20,176,500	\$ 20,355,479	\$ 178,979
Licenses, permits and fees	1,077,500	1,142,500	1,253,055	110,555
Fines and forfeitures	1,091,000	1,411,000	1,561,740	150,740
Charges for services	682,500	767,500	716,252	(51,248)
Other revenues	1,923,000	2,181,500	2,635,356	453,856
Intergovernmental	408,261	454,666	479,916	25,250
Total revenues	23,883,761	26,133,666	27,001,798	868,132
<b>Expenditures</b>				
General government				
Mayor and Council	153,272	195,622	202,725	(7,103)
City Manager's Office	1,066,990	1,154,590	1,195,870	(41,280)
Administration	1,596,411	1,647,611	1,717,835	(70,224)
Technology	2,008,365	1,895,015	2,158,708	(263,693)
Building maintenance	674,800	649,645	592,857	56,788
Conyers Security Alert	617,857	623,457	561,904	61,553
Vehicle maintenance	1,026,073	992,098	974,261	17,837
Public safety				
Police	9,444,097	9,285,660	9,303,534	(17,874)
Court services	906,835	985,525	1,050,021	(64,496)
Communications	100,549	125,101	86,457	38,644
Public works				
Planning & City Services	775,529	862,029	968,045	(106,016)
Planning & Inspections	524,586	298,836	368,688	(69,852)
Landscape services	609,823	558,868	623,679	(64,811)
Infrastructure services	1,279,302	1,399,727	1,250,436	149,291

Continued

City of Conyers, Georgia

REQUIRED SUPPLEMENTARY INFORMATION

SCHEDULE OF REVENUES, EXPENDITURES, AND CHANGES IN FUND BALANCE –  
BUDGET AND ACTUAL (NON-GAAP BUDGETARY BASIS)

GENERAL FUND – CONTINUED

For the year ended June 30, 2024

	Budgeted Amounts		Actual Amounts (Budgetary Basis)	Variance with Final Budget
	Original	Final		
Cultural/Recreation				
GIHP Administration	331,825	331,020	496,007	(164,987)
GIHP Maintenance	1,469,328	1,597,480	1,525,487	71,993
GIHP Events	154,000	129,556	110,201	19,355
Nondepartmental	1,144,119	1,401,119	-	1,401,119
Debt service	50,000	115,000	422,869	(307,869)
Total expenditures	23,933,761	24,247,959	23,609,584	638,375
Excess of revenues over expenditures	(50,000)	1,885,707	3,392,214	1,506,507
<b>Other financing sources (uses)</b>				
Proceeds from SBITA	-	-	556,776	556,776
Sale of capital assets	500,000	475,000	500,344	25,344
Transfers in	50,000	290,000	289,500	(500)
Transfers out	(500,000)	(2,000,000)	(2,053,384)	(53,384)
Total other financing sources (uses)	50,000	(1,235,000)	(706,764)	(528,236)
Net change in fund balance	-	650,707	2,685,450	2,034,743
<b>Fund balance, beginning of year</b>	12,392,123	12,392,123	12,392,123	-
<b>Fund balance, end of year</b>	<u>\$ 12,392,123</u>	<u>\$ 13,042,830</u>	<u>\$ 15,077,573</u>	<u>\$ 2,034,743</u>

City of Conyers, Georgia

REQUIRED SUPPLEMENTARY INFORMATION

SCHEDULE OF REVENUES, EXPENDITURES, AND CHANGES IN FUND BALANCE  
BUDGET AND ACTUAL

HOTEL/MOTEL FUND

For the year ended June 30, 2024

	Budgeted Amounts		Actual Amounts	Variance with Final Budget Positive (Negative)
	Original	Final		
<b>Revenues</b>				
Taxes	\$ 1,712,856	\$ 1,648,281	\$ 1,375,222	\$ (273,059)
Other Revenue	-	-	27,500	27,500
Total revenues	<u>1,712,856</u>	<u>1,648,281</u>	<u>1,402,722</u>	<u>(245,559)</u>
<b>Expenditures</b>				
Cultural/Recreation	<u>1,492,856</u>	<u>1,648,281</u>	<u>1,565,363</u>	<u>82,918</u>
Total expenditures	<u>1,492,856</u>	<u>1,648,281</u>	<u>1,565,363</u>	<u>82,918</u>
Net change in fund balance	220,000	-	(162,641)	(162,641)
<b>Fund balance, beginning of year</b>	<u>2,053,724</u>	<u>2,053,724</u>	<u>2,053,724</u>	<u>-</u>
<b>Fund balance, end of year</b>	<u><u>\$ 2,273,724</u></u>	<u><u>\$ 2,053,724</u></u>	<u><u>\$ 1,891,083</u></u>	<u><u>\$ (162,641)</u></u>

City of Conyers, Georgia

REQUIRED SUPPLEMENTARY INFORMATION

SCHEDULE OF REVENUES, EXPENDITURES, AND CHANGES IN FUND BALANCE  
BUDGET AND ACTUAL

AMERICAN RESCUE PLAN ACT FUND

For the year ended June 30, 2024

	Budgeted Amounts		Actual Amounts	Variance with Final Budget Positive
	Original	Final		
<b>Revenues</b>				
Intergovernmental	\$ 2,668,500	\$ 2,668,500	\$ 1,552,384	\$ (1,116,116)
Other revenue	-	-	99,438	99,438
Total revenues	<u>2,668,500</u>	<u>2,668,500</u>	<u>1,651,822</u>	<u>(1,016,678)</u>
<b>Expenditures</b>				
Community development	<u>2,668,500</u>	<u>2,430,715</u>	<u>1,552,384</u>	<u>878,331</u>
Total expenditures	<u>2,668,500</u>	<u>2,430,715</u>	<u>1,552,384</u>	<u>878,331</u>
Net change in fund balance	-	237,785	99,438	(138,347)
<b>Fund balance, beginning of year</b>	<u>108,053</u>	<u>108,053</u>	<u>108,053</u>	<u>-</u>
<b>Fund balance, end of year</b>	<u>\$ 108,053</u>	<u>\$ 345,838</u>	<u>\$ 207,491</u>	<u>\$ (138,347)</u>

City of Conyers, Georgia

NOTES TO REQUIRED SUPPLEMENTARY INFORMATION

June 30, 2024

**Note A- Reconciliation of GAAP Basis and Budget Basis Amounts**

The major difference between the budget basis used by the City and GAAP is that encumbrances are recognized as expenditures (budget) as opposed to reservations of fund balance (GAAP). A reconciliation of net change in fund balance as reported on a budgetary basis to those as reported in accordance with generally accepted accounting principles for the General Fund for the year ended June 30, 2024, is as follows:

	<u>General Fund</u>
Net change in fund balance- GAAP basis	\$ 2,675,688
Decrease in encumbrances	<u>9,762</u>
Net change in fund balance - Budgetary basis	<u><u>\$ 2,685,450</u></u>

**City of Conyers, Georgia**

**REQUIRED SUPPLEMENTARY INFORMATION**

**INFORMATION ABOUT INFRASTRUCTURE ASSETS  
REPORTED USING THE MODIFIED APPROACH**

As allowed by GASB Statement No. 34, Basic Financial Statements - and Management's Discussion and Analysis for State and Local Governments, the City has adopted an alternative process for recording depreciation expense on selected infrastructure assets. Under this alternative method, referred to as the modified approach, the City expenses certain maintenance and preservation costs and does not report depreciation expense. Assets accounted for under the modified approach include 144 lane miles of roads that the City is responsible for maintaining.

In order to utilize the modified approach, the City is required to:

- Maintain an asset management system that includes an up-to date inventory of eligible infrastructure assets.
- Perform condition assessments of eligible assets and summarize the results using a measurement scale.
- Estimate each year the annual amount to maintain and preserve the assets at the condition level established and disclosed by the City.
- Document that the assets are being preserved approximately at, or above, the established condition level.

**Measurement Scale of Roads**

The City uses the Georgia Department of Transportation Resurfacing Needs Rating Scale to determine the condition of roadway pavements. The scale is used to formally measure and monitor pavement conditions. The rating is determined through visual analysis conducted by experienced crews, as follows:

TYPE OF DISTRESS	PAVEMENT CONDITION (CIRCLE APPROPRIATE SCORE FOR EACH CONDITION)				
	Very Good	Good	Fair	Poor	Very Poor
Transverse Cracking	0	2	4	6	8
Longitudinal Cracking	0	2	4	6	8
Alligator Cracking	0	3	6	9	12
Patching or Potholes	0	2	4	6	8
Rutting	0	1	2	3	4
Edge Raveling	0	1	2	3	4
Roughness	0	1	2	3	4
Oxidation	0	1	2	3	4
Bleeding	0	1	2	3	4
Missing Stone	0	1	2	3	4
<b>TOTAL SCORE PAVEMENT CONDITIONS -</b>					

**Overall Rating: 0 - Very Good; 15 – Good; 30 – Fair; 45 – Poor; 60 – Very Poor**

**City of Conyers, Georgia**

**REQUIRED SUPPLEMENTARY INFORMATION**

**INFORMATION ABOUT INFRASTRUCTURE ASSETS  
REPORTED USING THE MODIFIED APPROACH - CONTINUED**

**Established Condition Level**

The City’s standard is to achieve and maintain at least a fair rating on City roads. No more than 15% of the roads should be rated poor or very poor.

**Condition Rating**

The City will assess conditions each year. The conditions for the last three assessments:

<b>Assessed Date</b>	<b>Standard Rating</b>	<b>Poor Rating</b>
May 2023	82%	18%
March 2021	96.1%	3.9%
April 2020	94.5%	5.5%

**Budgeted and Estimated Costs to Maintain**

The following table presents the City’s estimate of spending necessary to preserve and maintain the roads at, or above, the “Established Condition Levels” cited above, and the actual amounts spent during the past five fiscal years:

<b>FISCAL YEAR</b>	<b>ESTIMATED SPENDING</b>	<b>ACTUAL SPENDING</b>
2024	\$3,000,000	\$2,947,148
2023	\$500,000	\$373,626
2022	\$1,500,000	\$1,483,860
2021	\$2,000,000	\$2,502,937
2020	\$1,000,000	\$1,078,508

The City determines its program needs annually. The estimated spending provided above are for estimated expenses and commitments relating to appropriate projects at the time of the budget request. Projects may be added, deleted, adjusted, or postponed during the year. The difference between the estimated and actual spending amounts above reflects these changes.

City of Conyers, Georgia

SCHEDULES OF REQUIRED SUPPLEMENTARY INFORMATION  
SCHEDULE OF CHANGES IN THE CITY'S NET PENSION LIABILITY AND RELATED RATIOS

	2024	2023	2022	2021	2020	2019	2018	2017	2016	2015
<b>Total pension liability</b>										
Service cost	\$ 538,778	\$ 437,212	\$ 456,928	\$ 418,679	\$ 382,574	\$ 381,899	\$ 389,563	\$ 373,556	\$ 311,966	\$ 323,849
Interest	2,582,178	2,348,338	2,158,291	1,993,219	1,741,373	1,605,758	1,484,355	1,368,995	1,107,664	1,056,937
Differences between expected and actual experience	(75,330)	1,658,126	1,148,973	766,195	1,039,594	513,115	215,390	261,109	942,777	(295,405)
Changes of assumptions	-	-	-	-	1,409,079	-	382,517	-	-	(856)
Change of benefit terms	-	-	-	(17,770)	-	-	-	-	1,475,184	-
Benefit payments, including refunds of employee contributions	(1,475,305)	(1,273,760)	(1,061,367)	(859,259)	(741,401)	(645,100)	(548,067)	(482,239)	(448,912)	(411,057)
<b>Net change in total pension liability</b>	<b>1,570,321</b>	<b>3,169,916</b>	<b>2,702,825</b>	<b>2,301,064</b>	<b>3,831,219</b>	<b>1,855,672</b>	<b>1,923,758</b>	<b>1,521,421</b>	<b>3,388,679</b>	<b>673,468</b>
<b>Total pension liability-beginning</b>	<b>35,211,452</b>	<b>32,041,536</b>	<b>29,338,711</b>	<b>27,037,647</b>	<b>23,206,428</b>	<b>21,350,756</b>	<b>19,426,998</b>	<b>17,905,577</b>	<b>14,516,898</b>	<b>13,843,430</b>
<b>Total pension liability-ending (a)</b>	<b>\$ 36,781,773</b>	<b>\$ 35,211,452</b>	<b>\$ 32,041,536</b>	<b>\$ 29,338,711</b>	<b>\$ 27,037,647</b>	<b>\$ 23,206,428</b>	<b>\$ 21,350,756</b>	<b>\$ 19,426,998</b>	<b>\$ 17,905,577</b>	<b>\$ 14,516,898</b>
<b>Plan fiduciary net position</b>										
Contributions-employer	\$ 1,676,910	\$ 1,706,900	\$ 1,415,204	\$ 1,137,409	\$ 1,259,988	\$ 1,000,789	\$ 1,019,275	\$ 732,468	\$ 699,640	\$ 812,268
Net investment income	3,083,506	(4,475,188)	5,247,808	1,888,854	582,385	1,630,442	2,101,890	1,364,725	123,800	1,183,125
Benefit payments, including refunds of employee contributions	(1,475,305)	(1,273,760)	(1,061,367)	(859,259)	(741,401)	(645,100)	(548,067)	(482,239)	(448,912)	(411,057)
Administrative expenses	(44,952)	(44,801)	(44,301)	(41,649)	(39,781)	(41,966)	(43,197)	(25,953)	(29,972)	(24,375)
<b>Net change in plan fiduciary net pension</b>	<b>3,240,159</b>	<b>(4,086,849)</b>	<b>5,557,344</b>	<b>2,125,355</b>	<b>1,061,191</b>	<b>1,944,165</b>	<b>2,529,901</b>	<b>1,589,001</b>	<b>344,556</b>	<b>1,559,961</b>
<b>Plan fiduciary net position-beginning</b>	<b>22,881,368</b>	<b>26,968,217</b>	<b>21,410,873</b>	<b>19,285,518</b>	<b>18,224,327</b>	<b>16,280,162</b>	<b>13,750,261</b>	<b>12,161,260</b>	<b>11,816,704</b>	<b>10,256,743</b>
<b>Plan fiduciary net position-ending (b)</b>	<b>\$ 26,121,527</b>	<b>\$ 22,881,368</b>	<b>\$ 26,968,217</b>	<b>\$ 21,410,873</b>	<b>\$ 19,285,518</b>	<b>\$ 18,224,327</b>	<b>\$ 16,280,162</b>	<b>\$ 13,750,261</b>	<b>\$ 12,161,260</b>	<b>\$ 11,816,704</b>
<b>City's net pension liability- ending (a) - (b)</b>	<b>\$ 10,660,246</b>	<b>\$ 12,330,084</b>	<b>\$ 5,073,319</b>	<b>\$ 7,927,838</b>	<b>\$ 7,752,129</b>	<b>\$ 4,982,101</b>	<b>\$ 5,070,594</b>	<b>\$ 5,676,737</b>	<b>\$ 5,744,317</b>	<b>\$ 2,700,194</b>
<b>Plan fiduciary net position as a percentage of the total pension liability</b>	71.0%	65.0%	84.2%	73.0%	71.3%	78.5%	76.3%	70.8%	67.9%	81.4%
<b>Covered payroll</b>	<b>\$ 10,897,268</b>	<b>\$ 11,230,386</b>	<b>\$ 9,817,675</b>	<b>\$ 10,220,231</b>	<b>\$ 9,623,728</b>	<b>\$ 8,911,907</b>	<b>\$ 8,564,478</b>	<b>\$ 8,095,647</b>	<b>\$ 7,762,963</b>	<b>\$ 6,717,738</b>
City's net pension liability as a percentage of covered payroll	97.8%	109.8%	51.7%	77.6%	80.6%	55.9%	59.2%	70.1%	74.0%	40.2%

**City of Conyers, Georgia**

**SCHEDULES OF REQUIRED SUPPLEMENTARY INFORMATION**

**SCHEDULE OF CITY CONTRIBUTIONS**

	<u>2024</u>	<u>2023</u>	<u>2022</u>	<u>2021</u>	<u>2020</u>	<u>2019</u>	<u>2018</u>	<u>2017</u>	<u>2016</u>	<u>2015</u>
Actuarially determined contribution	\$ 1,866,104	\$ 1,613,845	\$ 1,539,306	\$ 1,415,204	\$ 1,202,056	\$ 1,151,369	\$ 1,078,525	\$ 999,524	\$ 643,450	\$ 718,370
Contributions in relation to the actuarially determined contribution	<u>1,866,104</u>	<u>1,613,845</u>	<u>1,539,306</u>	<u>1,415,204</u>	<u>1,202,056</u>	<u>1,151,369</u>	<u>1,078,525</u>	<u>999,524</u>	<u>643,450</u>	<u>718,370</u>
Contribution deficiency (excess)	<u>\$ -</u>	<u>\$ -</u>	<u>\$ -</u>	<u>\$ -</u>	<u>\$ -</u>	<u>\$ -</u>	<u>\$ -</u>	<u>\$ -</u>	<u>\$ -</u>	<u>\$ -</u>
Covered payroll	\$ 12,071,112	\$ 10,923,842	\$ 11,230,386	\$ 9,921,133	\$ 10,257,203	\$ 9,679,794	\$ 9,116,676	\$ 8,664,468	\$ 8,204,727	\$ 8,069,467
Contributions as a percentage of covered payroll	15.5%	14.8%	13.7%	14.3%	11.7%	11.9%	11.8%	11.5%	7.8%	8.9%

**Notes to the Schedule**

Valuation date	January 1, 2024
Actuarial cost method	Projected Unit Credit
Amortization method	Closed level dollar for remaining unfunded liability
Amortization period	Remaining amortization period varies for the base, with a net effective amortization period of 10 years
Asset valuation method	Sum of actuarial value at beginning of year and the cash flow during the year plus the assumed investment return, adjusted by 10% of the amount that the value exceeds or is less than the market value at end of year. The actuarial value is adjusted, if necessary, to be within 20% of market value.
Actuarial assumptions:	
Investment rate of return	7.375%
Projected salary increases	2.25% plus service based merit increases

**City of Conyers, Georgia**

**SCHEDULES OF REQUIRED SUPPLEMENTARY INFORMATION**

**OPEB RETIREMENT PLAN**

**SCHEDULE OF CHANGES IN THE CITY'S TOTAL OPEB LIABILITY AND RELATED RATIOS**

	<u>2024</u>	<u>2023</u>	<u>2022</u>	<u>2021</u>	<u>2020</u>	<u>2019</u>	<u>2018</u>
Total OPEB Liability							
Service cost	\$ 525,524	\$ 849,670	\$ 1,214,619	\$ 912,318	\$ 976,814	\$ 1,004,280	\$ 1,194,444
Interest	510,707	426,586	572,720	721,142	652,686	574,346	479,416
Change of benefit terms	-	-	-	-	(2,284,115)	-	-
Differences between expected and actual experience	300,779	(40,330)	484,087	(86,823)	(850,128)	(70,581)	(123,956)
Assumption changes	14,167,246	(5,911,572)	(7,772,162)	3,717,504	5,535,233	(461,285)	(1,979,164)
Benefit payments	<u>(319,009)</u>	<u>(327,639)</u>	<u>(272,403)</u>	<u>(238,200)</u>	<u>(218,270)</u>	<u>(176,091)</u>	<u>(141,915)</u>
<b>Net change in total OPEB liability</b>	<b>15,185,247</b>	<b>(5,003,285)</b>	<b>(5,773,139)</b>	<b>5,025,941</b>	<b>3,812,220</b>	<b>870,669</b>	<b>(571,175)</b>
<b>Total OPEB liability-beginning</b>	<u>14,059,342</u>	<u>19,062,627</u>	<u>24,835,766</u>	<u>19,809,825</u>	<u>15,997,605</u>	<u>15,126,936</u>	<u>15,698,111</u>
<b>Total OPEB liability-ending</b>	<u><u>\$ 29,244,589</u></u>	<u><u>\$ 14,059,342</u></u>	<u><u>\$ 19,062,627</u></u>	<u><u>\$ 24,835,766</u></u>	<u><u>\$ 19,809,825</u></u>	<u><u>\$ 15,997,605</u></u>	<u><u>\$ 15,126,936</u></u>
<b>Covered-employee payroll</b>	<b>\$ 10,788,306</b>	<b>\$ 9,762,991</b>	<b>\$ 9,548,157</b>	<b>\$ 9,840,262</b>	<b>\$ 9,623,728</b>	<b>\$ 8,095,647</b>	<b>\$ 8,095,647</b>
<b>Total OPEB liability as a percentage of covered-employee payroll</b>	<b>271.08%</b>	<b>144.01%</b>	<b>199.65%</b>	<b>252.39%</b>	<b>205.84%</b>	<b>197.61%</b>	<b>186.85%</b>

**Notes to the Schedule:**

The schedule will present 10 years of information once it is accumulated.

The City is not accumulating assets in a trust fund that meets the criteria in paragraph 4 of GASB Statement No. 75 for payment of future OPEB benefits.

**SUPPLEMENTARY INFORMATION**

**COMBINING STATEMENTS AND**

**INDIVIDUAL FUND STATEMENTS AND SCHEDULES**

**City of Conyers, Georgia  
Nonmajor Governmental Funds**

**COMBINING BALANCE SHEET  
June 30, 2024**

	June 30, 2024 Special Revenue Funds				Capital Project Fund	Debt Service Fund	Total Nonmajor Governmental Funds
	Emergency Telephone	Forfeited Assets	Red Speed	TAD Bonds	Capital Project	Debt Service	
<b>ASSETS</b>							
Cash and cash equivalents	\$ 670	\$ 297,227	\$ 16,344	\$ 4,250	\$ -	\$ 4,311	\$ 322,802
Investments	-	-	13	-	-	-	13
Receivables - net of allowances for uncollectible accounts							
Accounts	77,790	-	25,447	-	-	-	103,237
Due from other funds	-	107	-	-	-	-	107
Total assets	\$ 78,460	\$ 297,334	\$ 41,804	\$ 4,250	\$ -	\$ 4,311	\$ 426,159
<b>LIABILITIES AND FUND BALANCES (DEFICIT)</b>							
Liabilities:							
Accounts payable and accrued liabilities	\$ -	\$ 8,200	\$ -	\$ -	\$ -	\$ -	\$ 8,200
Accrued salaries	30,972	-	-	-	-	-	30,972
Due to other funds	53,392	-	-	-	-	-	53,392
Total liabilities	84,364	8,200	-	-	-	-	92,564
Fund balances:							
Reserved for:							
Restricted	-	289,134	41,804	4,250	-	4,311	339,499
Unassigned	(5,904)	-	-	-	-	-	(5,904)
Total fund balances (deficit)	(5,904)	289,134	41,804	4,250	-	4,311	333,595
Total liabilities and fund balances	\$ 78,460	\$ 297,334	\$ 41,804	\$ 4,250	\$ -	\$ 4,311	\$ 426,159

**City of Conyers, Georgia  
Nonmajor Governmental Funds**

**COMBINING STATEMENT OF REVENUES, EXPENDITURES AND CHANGES IN FUND BALANCES**

For the year ended June 30, 2024

	Special Revenue Funds				Capital Project Fund	Debt Service Fund	Total Nonmajor Governmental Funds
	Emergency Telephone	Forfeited Assets	Red Speed	TAD Bonds	Capital Project	Debt Service	Total Nonmajor Governmental Funds
<b>Revenues</b>							
Fines and forfeitures	\$ -	\$ 142,664	\$ 310,206	\$ -	\$ -	\$ -	\$ 452,870
Charges for services	473,874	-	-	-	-	-	473,874
Intergovernmental	-	-	-	446,196	-	-	446,196
Interest income	64	13,236	22,610	837	194	513	37,454
Total revenues	<u>473,938</u>	<u>155,900</u>	<u>332,816</u>	<u>447,033</u>	<u>194</u>	<u>513</u>	<u>1,410,394</u>
<b>Expenditures</b>							
Current							
Public safety	1,061,117	186,805	851,442	-	-	-	2,099,364
Redevelopment	-	-	-	599,972	-	-	599,972
Capital Outlay	-	-	-	-	9,184	-	9,184
Debt Service							
Principal	-	-	414,505	-	-	540,000	954,505
Interest and other charges	-	-	-	-	-	435,637	435,637
Total expenditures	<u>1,061,117</u>	<u>186,805</u>	<u>1,265,947</u>	<u>599,972</u>	<u>9,184</u>	<u>975,637</u>	<u>4,098,662</u>
Deficiency of revenues under expenditures	(587,179)	(30,905)	(933,131)	(152,939)	(8,990)	(975,124)	(2,688,268)
<b>Other financing sources (uses)</b>							
Note payable issued	-	-	328,302	-	-	-	328,302
Transfers in: General Fund	526,162	-	-	153,776	-	957,818	1,637,756
Transfers out: General Fund	-	-	-	-	(18)	-	(18)
Total other financing sources (uses)	<u>526,162</u>	<u>-</u>	<u>328,302</u>	<u>153,776</u>	<u>(18)</u>	<u>957,818</u>	<u>1,966,040</u>
Net change in fund balances	(61,017)	(30,905)	(604,829)	837	(9,008)	(17,306)	(722,228)
<b>Fund balance, beginning of year</b>	<u>55,113</u>	<u>320,039</u>	<u>646,633</u>	<u>3,413</u>	<u>9,008</u>	<u>21,617</u>	<u>1,055,823</u>
<b>Fund balance (deficit), end of year</b>	<u>\$ (5,904)</u>	<u>\$ 289,134</u>	<u>\$ 41,804</u>	<u>\$ 4,250</u>	<u>\$ -</u>	<u>\$ 4,311</u>	<u>\$ 333,595</u>

**City of Conyers, Georgia  
Emergency Telephone Fund**

**SCHEDULE OF REVENUES, EXPENDITURES AND CHANGES IN FUND BALANCES –  
BUDGET AND ACTUAL**

**For the year ended June 30, 2024**

	<u>Budgeted Amounts</u>		<u>Actual Amounts</u>	<u>Variance with Final Budget Positive (Negative)</u>
	<u>Original</u>	<u>Final</u>		
<b>Revenues</b>				
Charges for services:				
Emergency 911 charges	\$ 375,000	\$ 375,000	\$ 473,874	\$ 98,874
Other revenue	-	-	64	64
Total revenues	<u>375,000</u>	<u>375,000</u>	<u>473,938</u>	<u>98,938</u>
<b>Expenditures</b>				
Public safety				
Communications administration	<u>1,083,034</u>	<u>1,083,034</u>	<u>1,061,117</u>	<u>21,917</u>
Total expenditures	<u>1,083,034</u>	<u>1,083,034</u>	<u>1,061,117</u>	<u>21,917</u>
Deficiency of revenues under expenditures	(708,034)	(708,034)	(587,179)	120,855
<b>Other financing sources</b>				
Transfers in	<u>708,034</u>	<u>708,034</u>	<u>526,162</u>	<u>(181,872)</u>
Total other financing sources	<u>708,034</u>	<u>708,034</u>	<u>526,162</u>	<u>(181,872)</u>
Net change in fund balance	-	-	(61,017)	(61,017)
<b>Fund balance, beginning of year</b>	<u>55,113</u>	<u>55,113</u>	<u>55,113</u>	<u>-</u>
<b>Fund balance (deficit), end of year</b>	<u>\$ 55,113</u>	<u>\$ 55,113</u>	<u>\$ (5,904)</u>	<u>\$ (61,017)</u>

**City of Conyers, Georgia  
Forfeited Assets Fund**

**SCHEDULE OF REVENUES, EXPENDITURES AND CHANGES IN FUND BALANCES –  
BUDGET AND ACTUAL**

**For the year ended June 30, 2024**

	<u>Budgeted Amounts</u>		<u>Actual Amounts</u>	<u>Variance with Final Budget Positive</u>
	<u>Original</u>	<u>Final</u>		
<b>Revenues</b>				
Fines and forfeitures	\$ 112,500	\$ 112,500	\$ 142,664	\$ 30,164
Other revenue	2,500	2,500	13,236	10,736
Total revenues	<u>115,000</u>	<u>115,000</u>	<u>155,900</u>	<u>40,900</u>
<b>Expenditures</b>				
Public safety	<u>115,000</u>	<u>186,146</u>	<u>186,805</u>	<u>(659)</u>
Total expenditures	<u>115,000</u>	<u>186,146</u>	<u>186,805</u>	<u>(659)</u>
Net change in fund balance	-	(71,146)	(30,905)	40,241
<b>Fund balance, beginning of year</b>	<u>320,039</u>	<u>320,039</u>	<u>320,039</u>	<u>-</u>
<b>Fund balance, end of year</b>	<u>\$ 320,039</u>	<u>\$ 248,893</u>	<u>\$ 289,134</u>	<u>\$ 40,241</u>

**City of Conyers, Georgia  
Red Speed Fund**

**SCHEDULE OF REVENUES, EXPENDITURES AND CHANGES IN FUND BALANCES –  
BUDGET AND ACTUAL**

For the year ended June 30, 2024

	Budgeted Amounts		Actual Amounts	Variance with Final Budget Positive
	Original	Final		
<b>Revenues</b>				
Fines and forfeitures	\$ 275,000	\$ 275,000	\$ 310,206	\$ 35,206
Other revenue	-	-	22,610	22,610
Total revenues	<u>275,000</u>	<u>275,000</u>	332,816	57,816
<b>Expenditures</b>				
Public safety	275,000	831,176	851,442	(20,266)
Debt service	-	-	414,505	(414,505)
Total expenditures	<u>275,000</u>	<u>831,176</u>	1,265,947	(434,771)
Deficiency of revenues under expenditures	-	(556,176)	(933,131)	(376,955)
<b>Other financing sources</b>				
Notes payable issued	-	-	328,302	328,302
Total other financing sources	<u>-</u>	<u>-</u>	<u>328,302</u>	<u>328,302</u>
Net change in fund balance	-	(556,176)	(604,829)	(48,653)
<b>Fund balance, beginning of year</b>	<u>646,633</u>	<u>646,633</u>	<u>646,633</u>	<u>-</u>
<b>Fund balance, end of year</b>	<u>\$ 646,633</u>	<u>\$ 90,457</u>	<u>\$ 41,804</u>	<u>\$ (48,653)</u>

**City of Conyers, Georgia  
TAD Bonds Fund**

**SCHEDULE OF REVENUES, EXPENDITURES AND CHANGES IN FUND BALANCES –  
BUDGET AND ACTUAL**

For the year ended June 30, 2024

	<u>Budgeted Amounts</u>		<u>Actual Amounts</u>	<u>Variance with Final Budget Positive</u>
	<u>Original</u>	<u>Final</u>		
<b>Revenues</b>				
Intergovernmental	\$ -	\$ -	\$ 446,196	\$ 446,196
Other revenue	-	-	837	837
Total revenues	-	-	447,033	447,033
<b>Expenditures</b>				
Redevelopment	500,000	500,000	599,972	(99,972)
Total expenditures	500,000	500,000	599,972	(99,972)
Deficiency of revenues under expenditures	(500,000)	(500,000)	(152,939)	347,061
<b>Other financing sources</b>				
Transfers in	500,000	500,000	153,776	(346,224)
Total other financing sources	500,000	500,000	153,776	(346,224)
Net change in fund balance	-	-	837	837
<b>Fund balance, beginning of year</b>	-	3,413	3,413	-
<b>Fund balance, end of year</b>	\$ -	\$ 3,413	\$ 4,250	\$ 837

**City of Conyers, Georgia  
Debt Service Fund**

**SCHEDULE OF REVENUES, EXPENDITURES AND CHANGES IN FUND BALANCES –  
BUDGET AND ACTUAL**

For the year ended June 30, 2024

	<u>Budgeted Amounts</u>		<u>Actual Amounts</u>	<u>Variance with</u>
	<u>Original</u>	<u>Final</u>		<u>Final Budget</u>
				<u>Positive (Negative)</u>
<b>Revenues</b>				
Other revenue	\$ -	\$ -	\$ 513	\$ 513
Total revenues	-	-	513	513
<b>Expenditures</b>				
Debt service				
Principal	\$ 540,000	\$ 540,000	\$ 540,000	\$ -
Interest	424,838	424,838	435,637	(10,799)
Total expenditures	964,838	964,838	975,637	(10,799)
Deficiency of revenues under expenditures	(964,838)	(964,838)	(975,124)	(10,286)
<b>Other financing sources</b>				
Transfers in	964,838	964,838	957,818	(7,020)
Total other financing sources	964,838	964,838	957,818	(7,020)
Net change in fund balance	-	-	(17,306)	(17,306)
<b>Fund balance, beginning of year</b>	<u>21,617</u>	<u>21,617</u>	<u>21,617</u>	<u>-</u>
<b>Fund balance, end of year</b>	<u>\$ 21,617</u>	<u>\$ 21,617</u>	<u>\$ 4,311</u>	<u>\$ (17,306)</u>

City of Conyers, Georgia

SCHEDULE OF EXPENDITURES OF SPECIAL PURPOSE LOCAL OPTION SALES TAX PROCEEDS –  
2023 ISSUE

For the year ended June 30, 2024

Project	Original Estimated Cost	Current Estimated Cost	Prior Years	Current Year	Total
Public Safety	\$ 5,108,228	\$ 5,108,228	\$ -	\$ 717,583	\$ 717,583
Equipment & Vehicles	1,647,815	1,647,815	156,610	881,700	1,038,310
Parks & Greenspace	1,812,597	1,812,597	-	81,934	81,934
Road, Bridges, Sidewalks, & Transportation	8,917,403	8,917,403	-	1,590,704	1,590,704
<b>Total</b>	<b>\$ 17,486,043</b>	<b>\$ 17,486,043</b>	<b>\$ 156,610</b>	<b>3,271,921</b>	<b>\$ 3,428,531</b>

Debt service expenditures already included in amounts above	514,590
Total SPLOST Fund Expenditures	<b>\$ 3,786,511</b>

\* The project descriptions were updated in FY 2024 to reflect the budget categories in the SPLOST referendum.

City of Conyers, Georgia

BALANCE SHEET  
COMPONENT UNIT

June 30, 2024

	<b>The Conyers Downtown Development Authority</b>
<b>ASSETS</b>	
Cash and cash equivalents	\$ 279,769
Prepaid items	<u>378</u>
Total assets	<u><u>280,147</u></u>
<b>LIABILITIES AND FUND BALANCE</b>	
Fund balance:	
Unassigned	<u>280,147</u>
Total fund balance	<u>280,147</u>
Total liabilities and fund balance	<u><u>\$ 280,147</u></u>

City of Conyers, Georgia

STATEMENT OF REVENUES, EXPENDITURES AND CHANGES IN FUND BALANCE  
COMPONENT UNIT

For the year ended June 30, 2024

	<u>The Conyers Downtown Development Authority</u>
<b>Revenues</b>	
Rental income	2,761
Other revenue	264,697
Total revenues	<u>267,458</u>
<b>Expenditures</b>	
Current	
Development	<u>4,101</u>
Debt service	
Interest	<u>1,292</u>
Total expenditures	<u>5,393</u>
Net change in fund balances	262,065
<b>Fund balance, beginning of year</b>	<u>18,082</u>
<b>Fund balance end of year</b>	<u>\$ 280,147</u>

**CAPITAL ASSETS**  
**USED IN THE OPERATION**  
**OF GOVERNMENTAL FUNDS**

City of Conyers, Georgia

**CAPITAL ASSETS USED IN THE OPERATION OF GOVERNMENTAL FUNDS**

**COMPARATIVE SCHEDULES BY SOURCE**

June 30,

	2024	2023
<b>Governmental funds capital assets:</b>		
Land	\$ 14,141,219	\$ 13,576,252
Building	24,362,958	24,362,958
Improvements	42,853,501	41,267,791
Infrastructure	11,634,881	10,141,235
Construction in Progress	604,585	578,566
Equipment	25,586,183	22,709,730
Subscription IT assets	809,500	252,724
Total governmental funds capital assets	\$ 119,992,827	\$ 112,889,256
<b>Investments in governmental funds capital assets by source:</b>		
Acquired prior to 1993	\$ 4,231,237	\$ 4,231,237
General fund	52,041,980	44,938,409
Special revenues funds	759,213	759,213
Capital projects fund	34,691,779	34,691,779
Enterprise fund	28,018,618	28,018,618
Donations	250,000	250,000
Total governmental funds capital assets	\$ 119,992,827	\$ 112,889,256

City of Conyers, Georgia

CAPITAL ASSETS USED IN THE OPERATION OF GOVERNMENTAL FUNDS

SCHEDULE BY FUNCTION AND ACTIVITY

June 30, 2024

Function and Activity	Land	Buildings	Improvements	Infrastructure	Equipment	Subscription IT Assets	Construction in Progress	Total
General government:								
Administrative	\$ 2,991,950	\$ 13,701,784	\$ 379,518	\$ -	\$ 526,085	\$ -	\$ 49,050	\$ 17,648,387
Technology	-	-	7,077	350,000	1,862,597	809,500	-	3,029,174
Conyers' Commerce Center	672,800	-	-	-	-	-	-	672,800
Security alert	-	-	-	-	175,337	-	-	175,337
Total general government	<u>3,664,750</u>	<u>13,701,784</u>	<u>386,595</u>	<u>350,000</u>	<u>2,564,019</u>	<u>809,500</u>	<u>49,050</u>	<u>21,525,698</u>
Public safety:								
Police department	-	2,921,345	1,085,282	-	16,520,528	-	-	20,527,155
Fire	-	141,126	-	-	5,306	-	-	146,432
Total public safety	-	<u>3,062,471</u>	<u>1,085,282</u>	-	<u>16,525,834</u>	-	-	<u>20,673,587</u>
Public works	<u>3,567,763</u>	<u>2,232,045</u>	<u>18,128,386</u>	<u>11,284,881</u>	<u>4,175,432</u>	-	<u>291,799</u>	<u>39,680,306</u>
Total public works	3,567,763	2,232,045	18,128,386	11,284,881	4,175,432	-	291,799	39,680,306
Cultural/Recreation:								
Horse Park	6,651,706	4,374,051	23,051,753	-	1,619,197	-	76,631	35,773,338
Tourism	257,000	992,607	201,485	-	701,701	-	187,105	2,339,898
Total cultural/recreation	<u>6,908,706</u>	<u>5,366,658</u>	<u>23,253,238</u>	-	<u>2,320,898</u>	-	<u>263,736</u>	<u>38,113,236</u>
Total	<u>\$ 14,141,219</u>	<u>\$ 24,362,958</u>	<u>\$ 42,853,501</u>	<u>\$ 11,634,881</u>	<u>\$ 25,586,183</u>	<u>\$ 809,500</u>	<u>\$ 604,585</u>	<u>\$ 119,992,827</u>

**City of Conyers, Georgia**

**CAPITAL ASSETS USED IN THE OPERATION OF GOVERNMENTAL FUNDS**

**SCHEDULE OF CHANGES BY FUNCTION AND ACTIVITY**

**For the fiscal year ended June 30, 2024**

<u>Function and Activity</u>	<u>June 30, 2023</u>	<u>Additions</u>	<u>Deductions</u>	<u>June 30, 2024</u>
<b>General government:</b>				
Administrative	\$ 17,573,161	\$ 75,226	\$ -	\$ 17,648,387
Technology	2,449,900	579,274	-	3,029,174
Conyers' Commerce Center	672,800	-	-	672,800
Security alert	175,337	-	-	175,337
Total general government	<u>20,871,198</u>	<u>654,500</u>	<u>-</u>	<u>21,525,698</u>
<b>Public safety:</b>				
Police department	19,009,965	1,838,051	(320,861)	20,527,155
Fire	<u>146,432</u>	<u>-</u>	<u>-</u>	<u>146,432</u>
Total public safety	19,156,397	1,838,051	(320,861)	20,673,587
<b>Public works</b>				
Total public works	<u>35,119,370</u>	<u>5,164,242</u>	<u>(603,306)</u>	<u>39,680,306</u>
<b>Cultural/Recreation:</b>				
Horse Park	35,402,393	370,945	-	35,773,338
Tourism	<u>2,339,898</u>	<u>-</u>	<u>-</u>	<u>2,339,898</u>
Total cultural/recreation	<u>37,742,291</u>	<u>370,945</u>	<u>-</u>	<u>38,113,236</u>
Total	<u>\$ 112,889,256</u>	<u>\$ 8,027,738</u>	<u>\$ (924,167)</u>	<u>\$ 119,992,827</u>

## STATISTICAL SECTION

This part of the City's annual comprehensive financial report presents detailed information as a context for understanding what the information in the financial statements, note disclosures, and required supplementary information says about the government's overall financial health.

<b><u>Contents</u></b>	<b><u>Page</u></b>
<b>Financial Trends</b> <i>These schedules contain trend information to help the reader understand how the City's financial performance and well-being has changed over time.</i>	<b>101-107</b>
<b>Revenue Capacity</b> <i>These schedules contain information to help the reader assess the City's most significant local revenue source, the property tax.</i>	<b>108-114</b>
<b>Debt Capacity</b> <i>These schedules present information to help the reader assess the affordability of the City's current levels of outstanding debt and the City's ability to issue additional debt in the future.</i>	<b>115-118</b>
<b>Demographic and Economic Information</b> <i>These schedules offer demographic and economic indicators to help the reader understand the environment within which the City's financial activities take place.</i>	<b>119-121</b>
<b>Operating Information</b> <i>These schedules contain service and infrastructure data to help the reader understand how the information in the City's financial report relates to the services the City provides and the activities it performs.</i>	<b>122-124</b>

Sources: Unless otherwise noted, the information in these schedules is derived from the comprehensive financial reports for the relevant year.

City of Conyers, Georgia

Net Position by Component  
Last Ten Fiscal Years

	2015	2016	2017	2018	2019	2020	2021	2022	2023	2024
<b>Governmental Activities</b>										
Net Investment in capital assets	\$ 25,480,668	\$ 28,910,011	\$ 32,489,423	\$ 34,874,714	\$ 40,093,437	\$ 45,329,032	\$ 43,554,234	\$ 46,804,288	\$ 49,961,542	\$ 55,370,380
Restricted	5,188,998	3,903,417	2,393,457	3,235,651	18,457,176 <sup>(2)</sup>	9,380,985 <sup>(4)</sup>	5,582,267 <sup>(6)</sup>	4,353,247	7,068,749 <sup>(8)</sup>	7,726,356
Unrestricted	(9,206,666)	(10,479,084)	(11,298,353)	(19,515,505) <sup>(1)</sup>	(34,362,390)	(25,343,163) <sup>(5)</sup>	(20,753,790) <sup>(7)</sup>	(20,065,327)	(15,217,477)	(16,318,271)
<b>Subtotal Governmental Activities Net Position</b>	<b>\$ 21,463,000</b>	<b>\$ 22,334,344</b>	<b>\$ 23,584,527</b>	<b>\$ 18,594,860</b>	<b>\$ 24,188,223</b>	<b>\$ 29,366,854</b>	<b>\$ 28,382,711</b>	<b>\$ 31,092,208</b>	<b>\$ 41,812,814</b>	<b>\$ 46,778,465</b>
<b>Business-type Activities</b>										
Net Investment in capital assets	\$ 4,653,027	\$ 4,295,668	\$ 4,450,419	\$ 4,501,794	\$ 4,459,558	\$ 4,487,032	\$ 4,567,458	\$ 4,375,360	\$ 4,213,420	\$ 4,013,860
Unrestricted	(1,823,288)	(2,177,794)	(1,955,997)	(1,408,470)	(1,153,242)	(1,013,104)	(801,825)	(374,271)	(180,781)	(515,396)
<b>Subtotal Business-type Activities Net Position</b>	<b>\$ 2,829,739</b>	<b>\$ 2,117,874</b>	<b>\$ 2,494,422</b>	<b>\$ 3,093,324</b>	<b>\$ 3,306,316</b>	<b>\$ 3,473,928</b>	<b>\$ 3,765,633</b>	<b>\$ 4,001,089</b>	<b>\$ 4,032,639</b>	<b>\$ 3,498,464</b>
<b>Primary Government</b>										
Net Investment in capital assets	\$ 30,133,695	\$ 33,205,679	\$ 36,939,842	\$ 39,376,508	\$ 44,552,995	\$ 49,816,064	\$ 48,121,692	\$ 51,179,648	\$ 54,174,962	\$ 59,384,240
Restricted	5,188,998	3,903,417	2,393,457	3,235,651	18,457,176 <sup>(3)</sup>	9,380,985	5,582,267	4,353,247	7,068,749	7,726,356
Unrestricted	(11,029,954)	(12,656,878)	(13,254,350)	(20,923,975)	(35,515,632)	(26,356,267)	(21,555,615)	(20,439,598)	(15,398,258)	(16,833,667)
<b>Total Primary Government Net Position</b>	<b>\$ 24,292,739</b>	<b>\$ 24,452,218</b>	<b>\$ 26,078,949</b>	<b>\$ 21,688,184</b>	<b>\$ 27,494,539</b>	<b>\$ 32,840,782</b>	<b>\$ 32,148,344</b>	<b>\$ 35,093,297</b>	<b>\$ 45,845,453</b>	<b>\$ 50,276,929</b>

(1) The increase is mainly due to prior period adjustment of \$7.5 million for OPEB liability related to GASB 75.

(2) The increase is mainly due to \$13 million general obligation bonds issued in fiscal year 2019

(3) See explanation at (2).

(4) The decrease is mainly due to spending of bond proceeds on the new City Hall complex in fiscal year 2020.

(5) See explanation at (4).

(6) See explanation at (4).

(7) See explanation at (4).

(8) The increase is mainly due to increased revenues related to property taxes, charges for service, interest income, and the receipt of a federal grant for COVID-19 relief efforts.

**City of Conyers, Georgia**  
**Changes in Net Position**  
**Last Ten Fiscal Years**  
**(accrual basis of accounting)**

	2015	2016	2017	2018	2019	2020	2021	2022	2023	2024
<b>Expenses</b>										
Governmental activities:										
General government	\$ 4,212,428	\$ 4,150,858	\$ 4,597,704	\$ 4,691,506	\$ 4,099,656	\$ 5,288,058	\$ 5,862,866	\$ 6,242,393	\$ 5,986,311	\$ 7,534,276
Public safety and communications	5,433,072	4,637,265	7,811,789	7,906,375	8,722,995	8,165,317	10,527,661	7,249,501	10,857,383	13,740,529
Public works	3,545,845	5,863,799	3,243,954	3,575,535	3,406,129	2,886,864	7,462,777	8,467,578	1,420,157	3,432,525
Community development	-	-	-	-	-	-	-	1,357,650	2,210,510	1,552,384
Redevelopment	-	-	-	-	-	-	-	-	370,344	599,972
Culture and recreation	3,241,830	2,754,995	2,877,446	3,131,548	2,992,591	2,635,264	3,049,880	3,274,720	2,895,026	4,065,701
Interest on long-term debt	207,113	233,592	224,507	213,934	901,111	656,947	625,181	599,642	579,257	565,693
Total governmental activities expenses	16,640,288	17,640,509	18,755,400	19,518,898	20,122,482	19,632,450	27,528,365	27,191,484	24,318,988	31,491,080
Business-type activities:										
Sanitation	1,523,651	1,614,080	1,513,634	1,478,178	1,274,042	1,259,711	1,239,369	1,275,811	1,402,776	1,726,334
Landfill	44,856	84,974	45,266	36,768	39,742	39,479	63,365	57,109	111,652	524,042
Stormwater	480,350	569,204	505,258	412,269	630,246	323,211	467,321	541,559	571,278	727,732
Golf	1,536,448	1,631,408	1,673,694	1,634,490	1,654,309	1,756,921	1,920,676	1,700,033	1,983,955	2,254,934
Total business-type activities expenses	3,585,305	3,899,666	3,737,852	3,561,705	3,598,339	3,379,322	3,690,731	3,574,512	4,069,661	5,233,042
Total primary government expenses	\$ 20,225,593	\$ 21,540,175	\$ 22,493,252	\$ 23,080,603	\$ 23,720,821	\$ 23,011,772	\$ 31,219,096	\$ 30,765,996	\$ 28,388,649	\$ 36,724,122
<b>Program Revenues</b>										
Governmental activities:										
Charges for services:										
General government	\$ 580,143	\$ 583,679	\$ 632,168	\$ 583,200	\$ 678,291	\$ 545,840	\$ 570,085	\$ 556,479	\$ 769,158	\$ 658,297
Public safety and communications	1,897,293	1,984,125	1,940,250	2,265,123	2,038,068	2,065,130	1,681,012	1,773,075	2,447,197	2,594,580
Public works	131,305	201,131	173,859	410,681	416,178	1,086,401	940,610	1,262,458	1,982,393	1,228,328
Cultural/recreation	1,152,913	1,167,428	1,211,211	985,691	1,021,987	765,063	963,323	1,172,236	1,098,754	906,447
Operating grants and contributions	51,414	83,121	139,139	280,326	292,384	284,743	961,491	1,702,453	2,683,645	2,084,071
Capital grants and contributions	2,453,494	2,430,313	2,891,826	4,283,464	5,670,203	3,728,351	4,149,174	4,198,223	4,671,916	5,633,363
Total governmental activities program revenues	6,266,562	6,449,797	6,988,453	8,808,485	10,117,111	8,475,528	9,265,695	10,664,924	13,653,063	13,105,086
Business-type activities:										
Charges for services:										
Sanitation	1,275,119	1,275,689	1,282,393	1,280,024	1,296,416	1,357,957	1,390,818	1,432,967	1,500,234	1,601,702
Stormwater	470,899	451,824	500,119	507,858	573,116	521,555	532,497	558,062	567,881	548,895
Golf	1,296,996	1,304,371	1,387,762	1,343,470	1,328,351	1,153,058	1,537,824	1,747,069	1,930,399	2,043,396
Total business-type activities program revenues	3,043,014	3,031,884	3,170,274	3,131,352	3,197,883	3,032,570	3,461,139	3,738,098	3,998,514	4,193,993
Total primary government program revenues	\$ 9,309,576	\$ 9,481,681	\$ 10,158,727	\$ 11,939,837	\$ 13,314,994	\$ 11,508,098	\$ 12,726,834	\$ 14,403,022	\$ 17,651,577	\$ 17,299,079

(Continued)

City of Conyers, Georgia

Changes in Net Position  
Last Ten Fiscal Years  
(accrual basis of accounting)

	2015	2016	2017	2018	2019	2020	2021	2022	2023	2024
<b>Net (expense)/revenue</b>										
Governmental activities	\$ (10,373,726)	\$ (11,190,712)	\$ (11,766,947)	\$ (10,710,413)	\$ (10,005,371)	\$ (11,156,922)	\$ (18,262,670) <sup>(3)</sup>	\$ (16,526,560)	\$ (10,665,925) <sup>(4)</sup>	\$ (18,385,994) <sup>(5)</sup>
Business-type activities	(542,291)	(867,782)	(567,578)	(430,353)	(400,456)	(346,752)	(229,592)	163,586	(71,147)	(1,039,049)
Total primary government net expenses	\$ (10,916,017)	\$ (12,058,494)	\$ (12,334,525)	\$ (11,140,766)	\$ (10,405,827)	\$ (11,503,674)	\$ (18,492,262)	\$ (16,362,974)	\$ (10,737,072)	\$ (19,425,043)
<b>General Revenues and Other Changes in Net Position</b>										
Governmental activities:										
Taxes										
Property taxes	\$ 6,003,839	\$ 6,083,037	\$ 7,885,387 <sup>(1)</sup>	\$ 7,978,471	\$ 9,379,770 <sup>(2)</sup>	\$ 10,126,572	\$ 10,867,088	\$ 11,554,697	\$ 12,978,939	\$ 14,709,276 <sup>(6)</sup>
Other taxes	5,226,317	5,450,990	5,423,120	5,426,303	5,702,682	5,769,025	6,177,725	6,701,685	7,044,788	6,937,370
Interest and investment earnings	219,064	221,307	226,594	236,816	527,690	446,745	235,273	228,808	734,690	1,118,971
Miscellaneous	394,031	438,816	387,913	464,053	574,164	479,891	475,300	772,603	624,114	712,174
Transfers	(297,617)	(132,094)	(905,884)	(872,542)	(585,572)	(486,680)	(476,859)	(19,736)	4,000	(126,146)
Total governmental activities	11,545,634	12,062,056	13,017,130	13,233,101	15,598,734	16,335,553	17,278,527	19,236,057	21,386,531	23,351,645
Business-type activities:										
Interest and investment earnings	-	55	183	109	57	48	82	77	14,713	11,899
Miscellaneous	41,152	23,768	38,059	156,604	27,819	27,636	44,356	52,057	91,984	366,829
Transfers	297,617	132,094	905,884	872,542	585,572	486,680	476,859	19,736	(4,000)	126,146
Total business-type activities	338,769	155,917	944,126	1,029,255	613,448	514,364	521,297	71,870	102,697	504,874
Total primary government	\$ 11,884,403	\$ 12,217,973	\$ 13,961,256	\$ 14,262,356	\$ 16,212,182	\$ 16,849,917	\$ 17,799,824	\$ 19,307,927	\$ 21,489,228	\$ 23,856,519
<b>Change in Net Position</b>										
Governmental activities	\$ 1,171,908	\$ 871,344	\$ 1,250,183	\$ 2,522,688	\$ 5,593,363	\$ 5,178,631	\$ (984,143)	\$ 2,709,497	\$ 10,720,606	\$ 4,965,651
Business-type activities	(203,522)	(711,865)	376,548	598,902	212,992	167,612	291,705	235,456	31,550	(534,175)
Total primary government	\$ 968,386	\$ 159,479	\$ 1,626,731	\$ 3,121,590	\$ 5,806,355	\$ 5,346,243	\$ (692,438)	\$ 2,944,953	\$ 10,752,156	\$ 4,431,476

(1) The increase is due to increased millage in FY 2017.

(2) The increase is mainly due to 1.3 mill ad valorem tax to pay debt service on general obligation bonds issued in FY 2019.

(3) The increase is mainly due to increased public safety and public works expenditures.

(4) The decrease is mainly due to decreased public works expenditures.

(5) The increase is mainly due to increased public safety and public works expenditures.

(6) The increase is due to increased market values and new developments.

**City of Conyers, Georgia**

**Governmental Activities Tax Revenues by Source  
Last Ten Fiscal Years  
(accrual basis of accounting)**

<b>Fiscal Year</b>	<b>Property Tax</b>	<b>Franchise Tax</b>	<b>Hotel-Motel Tax</b>	<b>Alcoholic Beverage Tax</b>	<b>Insurance Premium Tax</b>	<b>Occupational Tax</b>	<b>Other Taxes</b>	<b>Total</b>
2015	\$ 6,003,839	\$ 1,461,744	\$1,124,539	\$ 605,538	\$ 819,539	\$ 584,251	\$ 630,706	\$11,230,156
2016	6,083,037	1,460,739	1,297,621	614,275	875,543	591,985	610,827	11,534,027
2017	7,885,387	1,444,679	1,271,947	613,295	948,383	595,594	549,222	13,308,507
2018	7,978,471	1,386,582	1,258,868	613,109	1,009,941	608,142	549,661	13,404,774
2019	9,379,770	1,496,550	1,281,824	626,215	1,089,029	622,136	586,928	15,082,452
2020	10,126,572	1,534,359	1,074,890	625,864	1,160,370	596,820	776,722	15,895,597
2021	10,867,088	1,497,924	1,166,525	694,947	1,223,786	628,678	965,865	17,044,813
2022	11,554,697	1,706,206	1,443,655	663,464	1,230,263	632,877	1,025,220	18,256,382
2023	12,978,939	1,811,075	1,456,435	663,472	1,434,653	638,833	1,040,320	20,023,727
2024	14,709,276	1,747,985	1,375,222	663,772	1,535,521	646,427	968,443	21,646,646

**City of Conyers, Georgia**

**Fund Balances, Governmental Funds  
Last Ten Fiscal Years  
(modified accrual basis of accounting)**

	<u>2015</u>	<u>2016</u>	<u>2017</u>	<u>2018</u>	<u>2019</u>	<u>2020</u>	<u>2021</u>	<u>2022</u>	<u>2023</u>	<u>2024</u>
<b>General Fund</b>										
Nonspendable	\$ 1,123,961	\$ 1,343,183	\$ 774,689	\$ 782,611	\$ 578,537	\$ 577,012	\$ 605,976	\$ 592,536	\$ 616,445	\$ 627,341
Restricted	3,194,981	3,356,784	3,162,522	2,816,254	2,525,374	2,222,717	2,666,987	3,143,170	2,360,016	2,742,028
Unassigned	(1,716,846)	(1,123,188)	387,695 <sup>(2)</sup>	890,251	1,464,188	2,276,081	3,470,463	4,472,607	9,415,662 <sup>(7)</sup>	11,698,442 <sup>(8)</sup>
<b>Total General Fund</b>	<u>\$ 2,602,096</u>	<u>\$ 3,576,779</u>	<u>\$ 4,324,906</u>	<u>\$ 4,489,116</u>	<u>\$ 4,568,099</u>	<u>\$ 5,075,810</u>	<u>\$ 6,743,426</u>	<u>\$ 8,208,313</u>	<u>\$ 12,392,123</u>	<u>\$ 15,067,811</u>
<b>All Other Governmental Funds</b>										
Nonspendable	\$ -	\$ -	\$ -	\$ -	\$ -	\$ 8,073	\$ 8,476	\$ 8,900	\$ 9,345	\$ 9,812
Restricted, reported in:										
Special revenue funds	1,050,701	1,525,267	1,733,634	1,968,638	2,085,145	1,801,120	1,877,972	2,638,600	3,174,217	2,413,796
Capital projects funds	4,155,587	2,719,112 <sup>(1)</sup>	659,823 <sup>(3)</sup>	1,267,013	16,010,056 <sup>(4)</sup>	7,291,884 <sup>(5)</sup>	3,683,219 <sup>(6)</sup>	1,662,984	3,860,157	5,260,805 <sup>(9)</sup>
Debt service fund	-	-	-	-	361,975	279,908	12,600	42,763	25,030	8,561
<b>Total all other governmental funds</b>	<u>\$ 5,206,288</u>	<u>\$ 4,244,379</u>	<u>\$ 2,393,457</u>	<u>\$ 3,235,651</u>	<u>\$ 18,457,176</u>	<u>\$ 9,380,985</u>	<u>\$ 5,582,267</u>	<u>\$ 4,353,247</u>	<u>\$ 7,068,749</u>	<u>\$ 7,692,974</u>
<b>Total all governmental funds</b>	<u>\$ 7,808,384</u>	<u>\$ 7,821,158</u>	<u>\$ 6,718,363</u>	<u>\$ 7,724,767</u>	<u>\$ 23,025,275</u>	<u>\$ 14,456,795</u>	<u>\$ 12,325,693</u>	<u>\$ 12,561,560</u>	<u>\$ 19,460,872</u>	<u>\$ 22,760,785</u>

Note: GASB 54 was implemented during fiscal year 2011.

- (1) The decrease from prior period is due to increased capital projects.
- (2) The increase from prior period is due to increased property tax revenues.
- (3) The decrease from prior period is due to increased capital projects.
- (4) The increase from prior period is due to \$13 million bond proceeds restricted for construction of City's municipal complex.
- (5) The decrease is mainly due to spending of bond proceeds on the new City Hall complex in fiscal year 2020.
- (6) The decrease is mainly due to spending of bond proceeds on the new City Hall complex in fiscal year 2020.  
The complex was completed in fiscal year 2021.
- (7) The increase from prior period is mainly due to increased property tax revenues, charges for services, interest income, and the receipt of a federal grant for COVID-19 relief efforts.
- (8) The increase from prior period is mainly due to increased property tax revenues, SPLOST proceeds, and interest income.
- (9) The increase from prior period is due to increased SPLOST proceeds due to the increased sales and use tax allocation.

City of Conyers, Georgia

Changes in Fund Balances, Governmental Funds  
Last Ten Fiscal Years  
(modified accrual basis of accounting)

	2015	2016	2017	2018	2019	2020	2021	2022	2023	2024
<b>Revenues</b>										
Taxes	\$ 11,315,333	\$ 11,547,333	\$ 13,333,239 <sup>(3)</sup>	\$ 13,387,922	\$ 15,009,142 <sup>(8)</sup>	\$ 15,862,724	\$ 16,985,599	\$ 18,303,465	\$ 19,916,011	\$ 21,730,701
Licenses, permits and fees	183,216	242,662	212,993	454,397	454,500	1,082,028	983,111	1,296,802	2,010,470	1,253,055
Fines and forfeitures	1,255,342	1,289,690	1,335,367	1,724,013	1,420,358	1,500,130	1,195,038	1,230,572	1,838,271	2,014,610
Charges for services	1,214,686	1,238,825	1,160,448	1,103,903	1,261,398	1,069,535	1,029,354	1,072,292	1,351,189	1,190,126
GIHP Revenue	1,152,913	1,167,428	1,211,211	985,691	1,021,987	765,063	963,323	1,172,236	1,098,754	906,447
Other revenue	577,836	684,927	643,007	686,377	1,138,693	948,752	778,774	970,536	1,475,719	2,060,001
Intergovernmental	2,484,858	2,488,630	3,002,494	4,537,115 <sup>(5)</sup>	5,922,029	3,974,825	5,088,497	5,921,893	7,230,809 <sup>(12)</sup>	7,507,963
Total revenues	<u>\$ 18,184,184</u>	<u>\$ 18,659,495</u>	<u>\$ 20,898,759</u>	<u>\$ 22,879,418</u>	<u>\$ 26,228,107</u>	<u>\$ 25,203,057</u>	<u>\$ 27,023,696</u>	<u>\$ 29,967,796</u>	<u>\$ 34,921,223</u>	<u>\$ 36,662,903</u>
<b>Expenditures</b>										
General government	\$ 4,066,131	\$ 3,939,216	\$ 4,287,544	\$ 4,491,732	\$ 5,103,753	\$ 5,280,596	\$ 5,655,331	\$ 5,957,520	\$ 6,758,365	\$ 7,382,383
Public safety	5,944,956	6,198,922	7,159,741	7,574,635	8,518,049	8,980,574	9,012,758	9,281,488	10,561,861	12,612,015
Public works	1,609,048	1,681,394	1,955,445	2,478,632 <sup>(6)</sup>	2,226,472	2,681,073	2,606,470	2,880,057	2,719,274	3,210,848
Cultural/Recreation	2,459,656	2,365,936	2,556,518	2,887,739	2,912,720	2,562,889	2,532,463	2,909,209	3,025,709	3,655,958
Community Development	-	-	-	-	-	-	-	1,357,650	2,210,510	1,552,384
Redevelopment	-	-	-	-	-	-	-	-	370,344	599,972
Capital outlay	3,432,411	6,413,844 <sup>(1)</sup>	4,347,382 <sup>(4)</sup>	2,793,073 <sup>(7)</sup>	3,994,862	12,849,620 <sup>(11)</sup>	7,520,974	7,071,243	1,971,320 <sup>(13)</sup>	3,281,105
Debt service:										
Bond issuance costs	-	-	-	-	291,444	-	-	-	-	-
Principal	517,678	555,071	564,588	574,130	583,832	1,281,981	710,786	1,004,409	853,368	1,705,361
Interest	213,678	233,592	224,507	213,934	526,787	726,438	694,140	666,079	638,811	622,240
Total expenditures	<u>\$ 18,243,558</u>	<u>\$ 21,387,975</u>	<u>\$ 21,095,725</u>	<u>\$ 21,013,875</u>	<u>\$ 24,157,919</u>	<u>\$ 34,363,171</u>	<u>\$ 28,732,922</u>	<u>\$ 31,127,655</u>	<u>\$ 29,109,562</u>	<u>\$ 34,622,266</u>
Excess (deficiency) of revenues over (under) expenditures	\$ (59,374)	\$ (2,728,480)	\$ (196,966)	\$ 1,865,543	\$ 2,070,188	\$ (9,160,114)	\$ (1,709,226)	\$ (1,159,859)	\$ 5,811,661	\$ 2,040,637

(Continued)

City of Conyers, Georgia

Changes in Fund Balances, Governmental Funds  
Last Ten Fiscal Years  
(modified accrual basis of accounting)

	2015	2016	2017	2018	2019	2020	2021	2022	2023	2024
<b>Other Financing Sources (uses)</b>										
Proceeds from leases	\$ -	\$ 2,871,321 <sup>(2)</sup>	\$ -	\$ -	\$ -	\$ 1,069,352	\$ -	\$ -	\$ -	\$ -
Note Payable	-	-	-	-	-	-	-	1,379,169	-	328,302
General obligation bonds issued	-	-	-	-	13,000,000 <sup>(9)</sup>	-	-	-	-	-
Premium on general obligation bonds issued	-	-	-	-	801,218	-	-	-	-	-
Sale of capital assets	27,719	2,027	55	13,403	14,674	8,962	54,983	36,293	1,031,506	500,344
SBITA	-	-	-	-	-	-	-	-	252,724	556,776
Transfers in	262,747	547,139	312,274	450,891	1,223,808 <sup>(10)</sup>	1,327,613	1,186,511	1,579,355	1,521,412	1,927,256
Transfers out	(560,364)	(679,233)	(1,218,158)	(1,323,433)	(1,809,380)	(1,814,293)	(1,663,370)	(1,599,091)	(1,717,991)	(2,053,402)
Total other financing sources (uses)	<u>\$ (269,898)</u>	<u>\$ 2,741,254</u>	<u>\$ (905,829)</u>	<u>\$ (859,139)</u>	<u>\$ 13,230,320</u>	<u>\$ 591,634</u>	<u>\$ (421,876)</u>	<u>\$ 1,395,726</u>	<u>\$ 1,087,651</u>	<u>\$ 1,259,276</u>
Net change in fund balances	\$ (329,272)	\$ 12,774	\$ (1,102,795)	\$ 1,006,404	\$ 15,300,508	\$ (8,568,480)	\$ (2,131,102)	\$ 235,867	\$ 6,899,312	\$ 3,299,913
Debt service as a percentage of noncapital expenditures	4.98%	5.39%	4.72%	4.51%	6.15%	10.21%	5.75%	6.64%	6.46%	8.44%

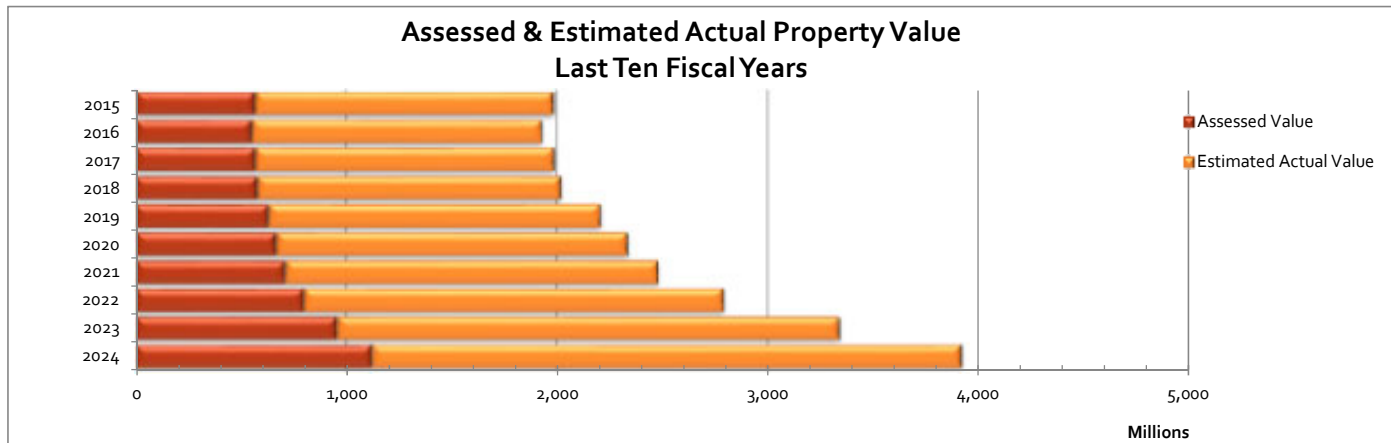
- (1) The increase from prior period is due to construction of communication towers that cost approximately \$3.7 million.
- (2) The increase from prior period is due to capital lease to finance communications towers (see 14 above).
- (3) The increase from prior period is due to increased tax millage rate in FY 17.
- (4) The decrease is due to fewer projects (see 14 above).
- (5) The increase from prior period is mainly due to the increase in SPLOST proceeds.
- (6) The increase from prior period is mainly due to increase in salaries and benefits and purchase of equipment.
- (7) The decrease is due to fewer projects.
- (8) The increase is mainly due to 1.3 mill ad valorem tax to pay debt service on general obligation bonds issued in FY 2019.
- (9) The increase is due to \$13 million general obligation bonds issued in FY 2019.
- (10) The increase is due to \$700K transfer into the debt service fund for the payment of principal and interest on long-term debt.
- (11) The increase is due to construction of the new City Hall complex.
- (12) The increase is mainly due to the receipt of a federal grant for COVID-19 relief efforts.
- (13) The decrease is mainly due to decreased public works projects.

City of Conyers, Georgia

ASSESSED AND ESTIMATED ACTUAL VALUE OF TAXABLE PROPERTY  
Last Ten Fiscal Years

Fiscal Year (1)	Real and Personal Property		Motor Vehicle & Mobile Home		Total Direct Tax Rate	Total		Ratio of Assessed Value to Total
	Assessed Value	Value	Assessed Value	Value		Assessed Value	Value	
2015	\$537,203,431	\$1,343,008,578	\$29,304,340	\$73,260,850	13.62	\$566,507,771	\$1,416,269,428	40%
2016	537,596,144	1,343,990,360	13,342,532	33,356,330	13.59	550,938,676	1,377,346,690	40%
2017	558,152,113	1,395,380,283	9,424,674	23,561,685	15.99	567,576,787	1,418,941,968	40%
2018	570,704,286	1,426,760,715	6,372,563	15,931,408	15.58	577,076,849	1,442,692,123	40%
2019	625,969,314	1,564,923,285	4,439,791	11,099,478	16.58	630,409,105	1,576,022,763	40%
2020	663,527,302	1,658,818,255	3,308,459	8,271,148	16.98	666,835,761	1,667,089,403	40%
2021	705,948,844	1,764,872,110	2,814,885	7,037,213	16.78	708,763,729	1,771,909,323	40%
2022	795,047,120	1,987,617,800	2,207,136	5,517,840	16.09	797,254,256	1,993,135,640	40%
2023	952,591,829	2,381,479,573	2,014,906	5,037,265	15.33	954,606,735	2,386,516,838	40%
2024	1,118,036,379	2,795,090,948	2,000,936	5,002,340	14.58	1,120,037,315	2,800,093,288	40%

Source: Rockdale County Tax Commissioner  
(1) Fiscal Year Ended June 30th



**City of Conyers, Georgia**

**General Governmental Expenditures by Function (1)  
Last Ten Fiscal Years**

<b>Fiscal Year (2)</b>	<b>General Government</b>	<b>Public Safety (3)</b>	<b>Planning &amp; City Services (4)</b>	<b>Capital Outlay</b>	<b>Debt Service</b>	<b>Total</b>
2015	\$4,066,131	\$5,944,956	\$4,068,704	\$3,432,411	\$731,356	\$18,243,558
2016	3,939,216	6,198,922	4,047,330	6,413,844	788,663	21,387,975
2017	4,287,544	7,159,741	4,511,963	4,347,382	789,095	21,095,725
2018	4,491,732	7,574,635	5,366,371	2,793,073	788,064	21,013,875
2019	5,103,753	8,518,049	5,139,192	3,994,862	1,402,063	24,157,919
2020	5,280,596	8,980,574	5,243,962	12,849,620	2,008,419	34,363,171
2021	5,655,331	9,012,758	5,138,933	7,520,974	1,404,926	28,732,922
2022	5,957,520	9,281,488	7,146,916	7,071,243	1,670,488	31,127,655
2023	6,758,365	10,561,861	8,325,837	1,971,320	1,492,179	29,109,562
2024	7,382,383	12,612,015	9,019,162	3,281,105	2,327,601	34,622,266

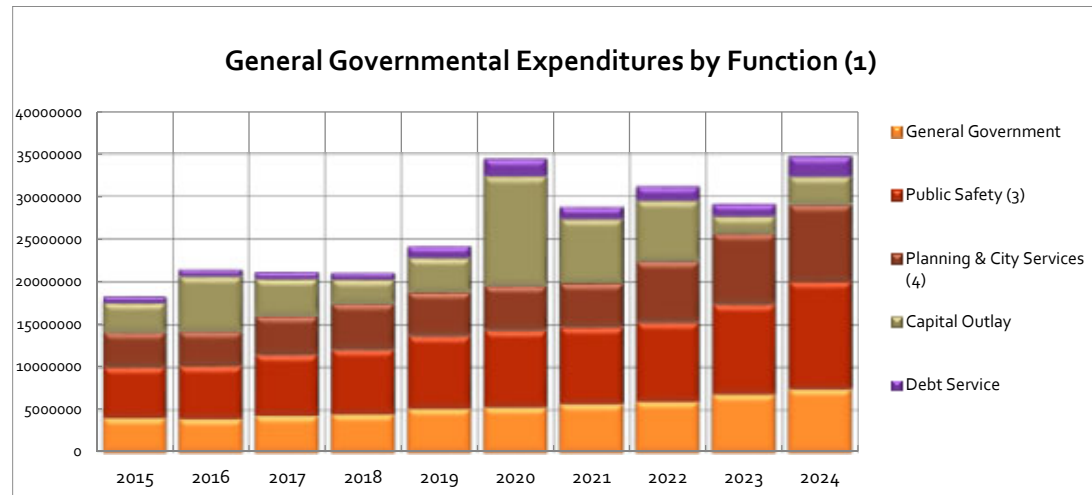
Source: Audited Financial Statements

(1) Includes General Fund, Special Revenue Funds, and Capital Projects Fund

(2) Fiscal Year Ended June 30th

(3) Public Safety Includes Communications

(4) Planning & City Services includes Public Works, Cultural/Recreation, Community Development, and Redevelopment



**City of Conyers, Georgia**

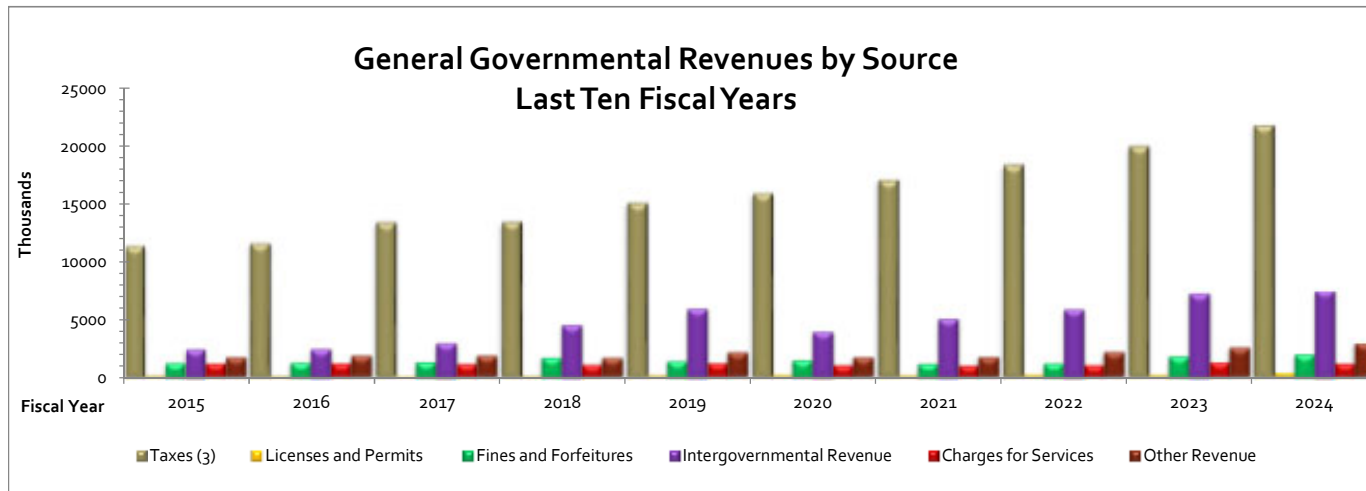
**General Governmental Revenues by Source (1)  
Last Ten Fiscal Years**

<b>Fiscal Year (2)</b>	<b>Taxes (3)</b>	<b>Licenses and Permits</b>	<b>Fines and Forfeitures</b>	<b>Intergovernmental Revenue</b>	<b>Charges for Services</b>	<b>Other Revenue</b>	<b>Total</b>
2015	\$11,315,333	\$183,216	\$1,255,342	\$2,484,858	\$1,214,686	\$1,730,749	\$18,184,184
2016	11,547,333	242,662	1,289,690	2,488,630	1,238,825	1,852,355	18,659,495
2017	13,333,239	212,993	1,335,367	3,002,494	1,160,448	1,854,218	20,898,759
2018	13,387,922	454,397	1,724,013	4,537,115	1,103,903	1,672,068	22,879,418
2019	15,009,142	454,500	1,420,358	5,922,029	1,261,398	2,160,680	26,228,107
2020	15,862,724	1,082,028	1,500,130	3,974,825	1,069,535	1,713,815	25,203,057
2021	16,985,599	983,111	1,195,038	5,068,747	1,029,354	1,761,847	27,023,696
2022	18,303,465	1,296,802	1,230,572	5,880,643	1,072,292	2,184,022	29,967,796
2023	19,916,011	2,010,470	1,838,271	7,230,809	1,351,189	2,574,473	34,921,223
2024	21,730,701	1,253,055	2,014,610	7,507,963	1,190,126	2,966,448	36,662,903

(1) Includes General Fund, Special Revenue Funds, and Capital Projects Fund

(2) Fiscal Year Ended June 30th

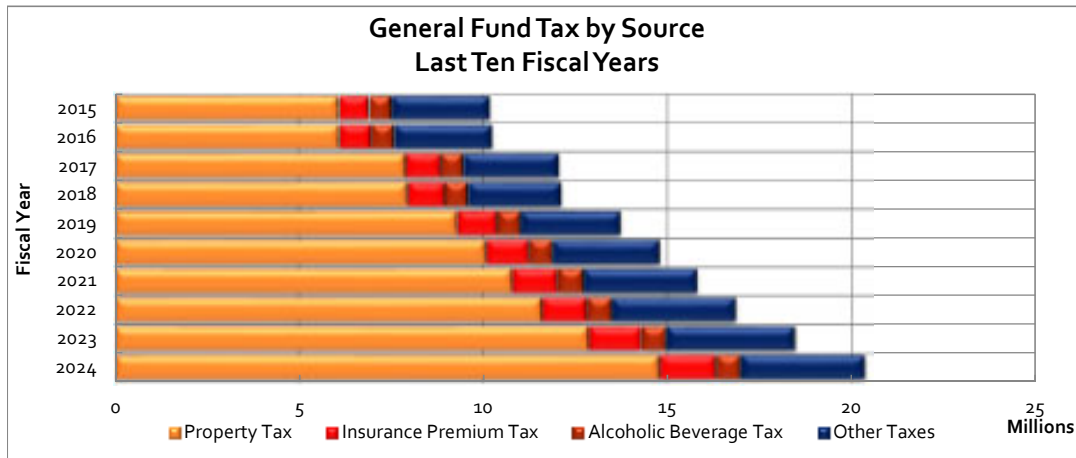
(3) Occupational taxes are included in taxes as regulated by the new GA Uniform Chart of Accts.



**City of Conyers, Georgia**  
**General Fund Tax Revenue by Source**  
**Last Ten Fiscal Years**

<u>Fiscal Year (1)</u>	<u>Property Tax</u>	<u>Insurance Premium Tax</u>	<u>Alcoholic Beverage Tax</u>	<u>Other Taxes</u>	<u>Total</u>
2015	\$6,089,015	\$819,539	\$605,538	\$2,676,702	\$10,190,794
2016	6,096,343	875,543	614,276	2,663,550	10,249,712
2017	7,910,146	948,383	613,295	2,589,468	12,061,292
2018	7,961,619	1,009,941	613,109	2,544,385	12,129,054
2019	9,306,460	1,089,029	626,215	2,705,614	13,727,318
2020	10,093,699	1,160,370	625,864	2,907,901	14,787,834
2021	10,807,872	1,223,786	694,947	3,092,469	15,819,074
2022	11,601,779	1,230,263	663,464	3,364,304	16,859,810
2023	12,871,223	1,434,653	663,472	3,490,228	18,459,576
2024	14,793,330	1,535,521	663,772	3,362,856	20,355,479

(1) Fiscal Year Ended June 30th  
Chart of Accounts



**City of Conyers, Georgia**  
**PROPERTY TAX RATES**  
**DIRECT AND OVERLAPPING GOVERNMENTS**  
**(PER \$1000 OF ASSESSED VALUE)**  
**Last Ten Fiscal Years**

	<u>2015</u>	<u>2016</u>	<u>2017</u>	<u>2018</u>	<u>2019</u>	<u>2020</u>	<u>2021</u>	<u>2022</u>	<u>2023</u>	<u>2024</u>
City of Conyers										
General obligation bonds	-	-	-	-	1.30	1.70	1.50	1.50	1.50	1.25
Maintenance and operations	13.62	13.59	15.99	15.58	15.28	15.28	15.28	14.59	13.83	13.33
Total City of Conyers(1)	13.62	13.59	15.99	15.58	16.58	16.98	16.78	16.09	15.33	14.58
Rockdale County:										
Maintenance and Operations	20.19	20.19	20.19	20.19	20.19	18.01	16.69	18.69	18.69	18.69
Debt service	0.00	0.00	0.00	0.00	0.00	0.00	0.00	0.00	0.00	0.00
Total Rockdale County (2)	20.19	20.19	20.19	20.19	20.19	18.01	16.69	18.69	18.69	18.69
Rockdale County Board of Education										
Maintenance and operations	25.32	25.32	25.32	24.90	24.70	24.60	22.71	21.00	20.00	20.00
Total Rockdale County Board of Education (2)	25.32	25.32	25.32	24.90	24.70	24.60	22.71	21.00	20.00	20.00
State of Georgia (2)	0.10	0.05	0.00	0.00	0.00	0.00	0.00	0.00	0.00	0.00
Total	59.23	59.15	61.50	60.67	61.47	59.59	56.18	55.78	54.02	53.27

(1) Fiscal Year Ended June 30th  
(2) Source: Rockdale County Tax Commissioner

City of Conyers, Georgia

PRINCIPAL PROPERTY TAX PAYERS  
CURRENT YEAR AND NINE YEARS AGO

Taxpayer	2024			Taxpayer	2015		
	Taxable Assessed Value	Rank	Percentage of Total Taxable Assessed Value		Taxable Assessed Value	Rank	Percentage of Total Taxable Assessed Value
1825 Parker Road	\$ 22,457,820	1	2.20%	Pratt Paper (GA) LLC	\$ 14,512,107	1	3.07%
Morning Hornet	20,821,428	2	2.04%	Rockdale Hospital LLC	12,895,320	2	2.73%
Serota Islip GA LLC	19,052,886	3	1.86%	NP/I&G Conyers Crossroads LLC	10,441,920	3	2.21%
Pratt Paper (GA) LLC	18,222,525	4	1.78%	Bostik Inc	7,441,046	4	1.58%
Liochem Incorporated	15,147,955	5	1.48%	Liochem Incorporated	7,407,071	5	1.57%
Equipmentsshare.com Inc	14,437,698	6	1.41%	AT&T Communications	7,206,180	6	1.53%
Keswick Village (M-O) Owner LLC	14,200,000	7	1.39%	Pratt (Jett Cor) Inc	7,000,350	7	1.48%
MP Mainstreet LLC	12,199,999	8	1.19%	Visy Paper Inc	5,996,880	8	1.27%
IP-TL Conyers LLC	11,890,640	9	1.16%	Almand Creek LLC	5,889,800	9	1.25%
MP Peaks Landing LLC	11,816,998	10	1.16%	Carlyle Centennial Lakeside LLC	5,149,000	10	1.09%
	<u>\$ 160,247,949</u>		<u>15.67%</u>		<u>\$ 83,939,674</u>		17.77%

Source: 2023 Tax Digest and 2014 Tax Digest

**City of Conyers, Georgia**

**Property Tax Levies and Collections  
Last Ten Fiscal Years**

<b>Fiscal Year Ended June 30,</b>	<b>Taxes Levied for the Fiscal Year</b>	<b>Collected within the Fiscal Year of the Levy</b>		<b>Collections in Subsequent Years</b>	<b>Total Collections to Date</b>	
		<b>Amount</b>	<b>Percentage of Levy</b>		<b>Amount</b>	<b>Percent of Levy</b>
2015	\$ 6,434,365	\$ 6,294,943	97.8%	\$ 13,262	\$ 6,308,205	98.0%
2016	6,412,794	6,329,953	98.7%	11,496	6,341,449	98.9%
2017	7,975,110	7,910,146	99.2%	30,394	7,940,540	99.6%
2018	8,067,650	7,961,619	98.7%	15,389	7,977,008	98.9%
2019	8,619,251	8,419,876	97.7%	96,250	8,516,126	98.8%
2020	9,124,246	9,039,614	99.1%	81,954	9,121,568	100.0%
2021	9,938,494	9,803,227	98.6%	105,256	9,908,483	99.7%
2022	10,626,665	10,476,454	98.6%	117,596	10,594,050	99.7%
2023	12,039,816	11,557,270	96.0%	28,603	11,585,873	96.2%
2024	13,170,751	13,485,097	102.4%	43,550	13,170,751	100.0%

**City of Conyers, Georgia**

**Ratios of Outstanding Debt by Type  
Last Ten Fiscal Years**

Fiscal Year	Governmental Activities						Business Type Activities			Total Primary Government	Percentage of Personal Income (1)	Per Capita (1)	Percentage of Estimated Actual Value of Taxable Property (2)
	2018 General Obligation Bonds	2018 Bond Premium	Subscription Liability	Notes Payable	Leases	GMA Certificates of Participation Lease Pool	Stormwater Revenue Bonds	Leases					
2015	\$ -	\$ -	\$ -	\$ -	\$ -	\$ 3,555,000	\$ 730,000	\$ 43,094	\$ 4,328,094	148.83%	49.32	-	
2016	-	-	-	-	2,316,251	3,555,000	600,000	-	6,471,251	217.44%	72.83	-	
2017	-	-	-	-	1,751,662	3,555,000	460,000	-	5,766,662	186.06%	64.54	-	
2018	-	-	-	-	1,177,532	3,555,000	315,000	-	5,047,532	158.08%	55.72	-	
2019	13,000,000	757,340	-	-	593,699	3,555,000	160,000	-	18,066,039	549.99%	197.83	2.06%	
2020	12,510,000	691,523	-	-	871,071	3,555,000	-	-	17,627,594	483.98%	192.78	1.88%	
2021	12,005,000	627,614	-	-	665,285	3,555,000	-	-	16,852,899	416.18%	182.68	1.69%	
2022	11,490,000	566,327	-	1,555,045	-	3,555,000	-	-	17,166,372	n/a	182.84	1.44%	
2023	10,960,000	507,714	151,015	1,333,386	-	3,555,000	-	-	16,507,115	n/a	171.97	1.15%	
2024	10,420,000	451,165	453,784	741,301	-	3,555,000	-	-	15,621,250	n/a	161.00	0.93%	

**Note:** Details regarding the City's outstanding debt can be found in the notes to the financial statements.

(1) See the Schedule of Demographic and Economic Statistics for personal income and population data.

(2) Computed using the estimated actual taxable value amount from the "Assessed Value and Estimated Value of Taxable Property"

**City of Conyers**

**Ratio of Net General Bonded Debt  
Last Ten Fiscal Years**

Fiscal Year	2018 General Obligation Bonds	Less: Amounts Available in Debt Service Fund	Total	Percentage of Estimated Actual Value of Property (1)	Per Capita (2)
2015	\$ -	\$ -	\$ -	-	-
2016	-	-	-	-	-
2017	-	-	-	-	-
2018	-	-	-	-	-
2019	13,000,000	361,975	12,638,025	0.80%	138
2020	12,510,000	279,908	12,230,092	0.73%	134
2021	12,005,000	12,600	11,992,400	0.68%	130
2022	11,490,000	26,531	11,463,469	0.58%	122
2023	10,960,000	21,617	10,938,383	0.46%	115
2024	10,420,000	4,311	10,415,689	0.37%	109

(1) See the Schedule of Assessed Valued and Estimated Actual Value of Taxable Property for property value data.

(2) Population data can be found in the Schedule of Demographic and Economic Statistics.

**City of Conyers, Georgia**

**COMPUTATION OF DIRECT AND OVERLAPPING DEBT  
June 30, 2024**

**Direct Debt**

General Obligation Indebtedness of City	\$	10,420,000
2018 Bond Premium		451,165
Subscription Liability		453,784
Lease-Purchase Obligations of City <sup>1</sup>		4,296,301
Total Direct Debt		15,621,250

**Overlapping Debt <sup>2</sup>**

Lease-Purchase Obligations of Rockdale County		862,136
Total Overlapping Debt		862,136

<b>Total Direct and Overlapping Debt</b>	<b>\$</b>	<b>16,483,386</b>
--	-----------	-------------------

---

<sup>1</sup> Lease-purchase indebtedness of the City is not a general obligation of the City to which its full faith and credit and taxing power are pledged, but is subject to and depends upon annual appropriations of general revenues.

<sup>2</sup> The percentage and amount of each overlapping entity's outstanding debt chargeable to property in the City is calculated by dividing the gross assessed valuation of property in the City by the gross assessed valuation of property in the overlapping entity multiplied by the outstanding debt balance. The City's assessed valuation constitutes approximately 22.1% of the assessed value of property in Rockdale County and the Rockdale County School District.

<sup>3</sup> Contract-backed indebtedness of the County represents contractual obligations of the County to which its full faith and credit and taxing powers are pledged, but it is not counted against the County's debt limitation. The Rockdale County Water and Sewerage Authority Revenue Bonds, Series 2005, currently outstanding in the aggregate principal amount of \$58,895,000, are contract-backed indebtedness of the County, but are not included in this number because the County makes the payments from the net revenues of its water and sewerage system.

**City of Conyers, Georgia**  
**Legal Debt Margin Information**  
**Last Ten Fiscal Years**

	<u>2015</u>	<u>2016</u>	<u>2017</u>	<u>2018</u>	<u>2019</u>	<u>2020</u>	<u>2021</u>	<u>2022</u>	<u>2023</u>	<u>2024</u>
Debt limit	\$ 56,650,777	\$ 55,093,868	\$ 56,757,679	\$ 57,707,685	\$ 63,040,911	\$ 66,683,576	\$ 70,876,373	\$ 79,725,426	\$ 95,460,674	\$ 112,003,732
Total net debt applicable to limit	3,555,000	5,871,250	5,306,662	4,732,532	4,148,699	4,426,071	4,220,284	5,110,045	4,888,384	4,296,301
Legal debt margin	\$ 53,095,777	\$ 49,222,618	\$ 51,451,017	\$ 52,975,153	\$ 58,892,212	\$ 62,257,505	\$ 66,656,089	\$ 74,615,381	\$ 90,572,290	\$ 107,707,431
Total net debt applicable to the limit as a percentage of debt limit	6.28%	10.66%	9.35%	8.20%	6.58%	6.64%	5.95%	6.41%	5.12%	3.84%

**Legal Debt Margin Calculation for Fiscal Year 2023**

Assessed value	\$ 1,120,037,315
Debt limit (10% of assessed value)	112,003,732
Notes payable	<u>4,296,301</u>
Total net debt applicable to limit	<u>4,296,301</u>
Legal debt margin	<u>\$ 107,707,431</u>

**City of Conyers, Georgia**

**Demographic and Economic Statistics  
Last Ten Fiscal Years**

<b>Year</b>	<b>Population (2)</b>	<b>Personal Income (2)</b>	<b>Per Capita Income (2)</b>	<b>School Enrollment (3)</b>	<b>Unemployment Rate (1)</b>
2015	87,754 (a)	\$2,908,071	\$32,790	15,877	6.1%
2016	88,856 (a)	2,976,070	33,299	16,700	5.5%
2017	89,355 (a)	3,099,273	34,317	16,621	5.2%
2018	90,594 (a)	3,192,935	35,244	16,869	4.1%
2019	91,322 (a)	3,284,791	28,320	16,623	3.8%
2020	91,437 (a)	3,642,210	40,051	16,533	9.2%
2021	92,256 (a)	4,049,438	32,930	15,701	3.7%
2022	93,888 (a)	3,916,237	41,230	15,877	3.7%
2023	95,987 (a)	n/a	n/a	15,661	4.0%
2024	97,029 (a)	n/a	n/a	15,710	4.5%

**Note:** The information presented is for the City of Conyers and Rockdale County, Georgia.

(a) estimated  
n/a-data not available

**Sources:**

- (1) Department of Labor
- (2) Georgia State Office of Planning & Budget/US Bureau of Economic Analysis
- (3) Georgia Department of Education

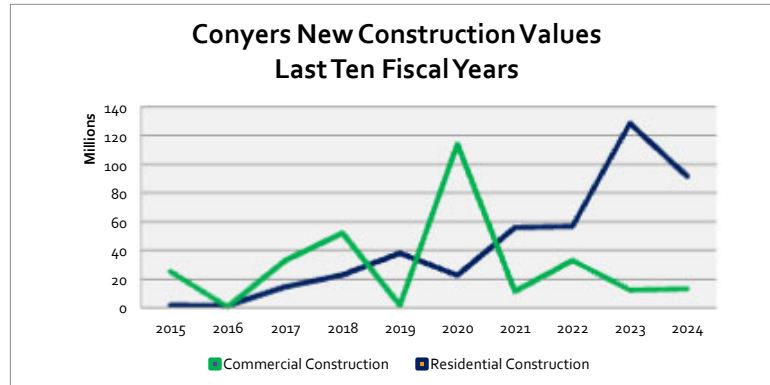
**City of Conyers, Georgia**

**PROPERTY VALUE and CONSTRUCTION  
Last Ten Fiscal Years**

<u>Fiscal Year</u>	<u>Commercial Construction (1)</u>		<u>Residential Construction (1)</u>		<u>Real Property Value (2)</u>
	<u>Number of Units</u>	<u>Value</u>	<u>Number of Units</u>	<u>Value</u>	
2015	16	\$25,448,822	13	\$1,563,068	\$396,372,693
2016	5	603,192	3	1,419,000	396,824,136
2017	9	32,640,000	75	14,455,764	407,909,717
2018	7	52,144,201	121	22,839,463	425,988,377
2019	2	1,750,000	170	37,988,397	476,370,205
2020	8	113,979,918	75	22,604,480	510,361,695
2021	3	11,362,654	177	55,829,919	561,364,948
2022	4	32,935,839	177	56,692,024	631,371,237
2023	4	12,346,153	181	128,472,323	742,864,053
2024	5	13,157,183	283	91,389,804	888,959,015

**Sources:**

- (1) City of Conyers Planning & Development Office
- (2) Rockdale County Tax Commissioner



**City of Conyers, Georgia**

**PRINCIPAL EMPLOYERS  
CURRENT YEAR AND NINE YEARS AGO**

<b>Employer</b>	<b>2024</b>			<b>Employer</b>	<b>2015</b>		
	<b>Employees (1)</b>	<b>Rank</b>	<b>Percentage of Total City Employment (2)</b>		<b>Employees</b>	<b>Rank</b>	<b>Percentage of Total City Employment</b>
Rockdale County Public School System	2,464	1	5.34%	Rockdale County Public School System	2,250	1	14.81%
Rockdale County Government	1,200	2	2.60%	Rockdale Medical Center	1,300	2	8.56%
Piedmont Rockdale Hospital	1,200	3	2.60%	AT&T	1,100	3	7.24%
Acuity Brands Lighting Group	900	4	1.95%	Rockdale County Government	1,083	4	7.13%
PRATT Industries	750	5	1.62%	Acuity Brands/Lithonia Lighting	980	5	6.45%
Hill-Phoenix	700	6	1.52%	Hill-Phoenix	810	6	5.33%
Golden State Foods	600	7	1.30%	Pratt Industries	675	7	4.44%
Warner Brothers TV	585	8	1.27%	Golden State Foods	600	8	3.95%
Southeast Connections	400	9	0.87%	Southeast Connections	500	9	3.29%
AT&T	350	10	0.76%	Solo Cup Company	325	10	2.14%
<b>Totals</b>	<b>9,149</b>		<b>19.82%</b>		<b>9,623</b>		<b>63.33%</b>

**Note:** The information presented is for the City of Conyers and Rockdale County, Georgia.

(1) Source: Conyers-Rockdale Economic Development Council

(2) Source: Georgia Department of Labor

**City of Conyers, Georgia**

**Full-time Equivalent City Government Employees by Function  
Last Ten Fiscal Years**

Function	<u>2015</u>	<u>2016</u>	<u>2017</u>	<u>2018</u>	<u>2019</u>	<u>2020</u>	<u>2021</u>	<u>2022</u>	<u>2023</u>	<u>2024</u>
General Government										
Mayor and Council	6	6	6	6	6	6	6	6	6	6
City Manager's Office	3	3	3	3	3	3	3	4	4	4
Administration	8	9	9	9	9	10	10	10	13	13
E-Services	3	3	3	3	4	4	4	4	4	4
Conyers Security Alert	2	2	2	2	3	3	3	4	4	4
Vehicle maintenance	4	4	4	4	4	4	4	5	5	6
Public Safety										
Police										
Officers	67	69	70	70	73	75	76	75	77	83
Civilians	4	4	4	6	6	6	9	11	12	12
Court services	9	10	10	10	10	11	11	11	11	11
Communications	14	14	14	14	14	14	14	14	14	16
Public Works & Transportation										
Planning & Inspections	8	8	8	8	7	8	9	10	11	11
Landscape services	4	7	7	7	7	7	7	5	5	5
Infrastructure	7	9	9	10	10	10	11	10	10	10
Sanitation	9	5	5	5	4	4	4	5	5	5
Stormwater	4	4	4	4	6	6	5	7	7	8
Cultural and Recreation										
GIHP Administration	6	3	3	3	3	3	3	2	2	2
GIHP Maintenance	12	12	12	12	12	12	12	15	17	17
Public Relations & Tourism	7	10	10	9	11	11	10	10	10	10
Cherokee Run Golf Course	8	8	8	11	8	8	31	36	33	33
<b>Total</b>	<b>185</b>	<b>190</b>	<b>191</b>	<b>196</b>	<b>200</b>	<b>205</b>	<b>232</b>	<b>244</b>	<b>250</b>	<b>260</b>

**Sources:** Various City departments

**City of Conyers, Georgia**  
**Operating Indicators by Function**  
**Last Ten Fiscal Years**

Function	<u>2015</u>	<u>2016</u>	<u>2017</u>	<u>2018</u>	<u>2019</u>	<u>2020</u>	<u>2021</u>	<u>2022</u>	<u>2023</u>	<u>2024</u>
<b>General Government</b>										
Tax bills generated	6,000	6,010	6,034	6,020	6,026	6,057	6,033	6,200	6,329	6,471
Number of liens processed	109	113	100	91	142	3	83	145	187	300
Building permits issued	113	88	110	120	298	173	248	290	267	360
New occupational tax	160	181	191	201	176	130	166	117	141	150
<b>Police</b>										
Physical arrests	2,043	2,100	2,135	1,960	2,067	1,585	780	1,311	1,448	1,682
Citations issued	6,082	7,089	6,450	4,918	5,996	7,125	3,623	4,336	5,028	6,903
Number of accidents reported	1,729	1,913	1,790	1,898	1,875	1,719	1,216	1,395	1,443	1,330
Number of incidents reported	3,161	2,989	3,100	2,920	3,008	2,364	1,614	1,715	1,898	1,896
<b>Public Works &amp; Transportation</b>										
Traffic lights repaired	104	110	75	64	70	58	43	47	49	44
Potholes repaired	269	200	396	68	102	74	95	129	203	395
Tons of refuse collected	9,329	10,000	9,312	10,630	10,539	64,262	9,912	9,075	10,197	9,798
Miles of roads cleaned	130	130	936	800	800	815	948	900	848	900
<b>Cultural and Recreation</b>										
Number of events held	246	277	295	400	399	329	265	339	338	322

**Note:** Departments maintain statistical information on a fiscal year basis.

**Sources:** Various City departments

**City of Conyers, Georgia**

**Capital Asset Statistics by Function  
Last Ten Fiscal Years**

Function/Program	<u>2015</u>	<u>2016</u>	<u>2017</u>	<u>2018</u>	<u>2019</u>	<u>2020</u>	<u>2021</u>	<u>2022</u>	<u>2023</u>	<u>2024</u>
<b>Police</b>										
Stations	2	2	2	2	2	2	2	1	1	1
Patrol units	65	65	65	70	78	78	78	78	78	75
Patrol zones	4	4	4	4	4	4	4	4	4	4
<b>Public Works</b>										
Streets (miles)	84.54	84.54	77 (1)	77	73	73	73	74.81	74.69	78
Traffic signals	13	13	12	12	12	12	18	18	18	18
Street lights	1,430	1,414	1,745 (2)	1,745	1,750	1,750	1,740	1,796	1,796	1,861
<b>Culture and Recreation</b>										
Parks and playgrounds	9	9	9	9	9	9	9	9	9	9
Community centers	1	1	1	1	1	1	1	1	1	1

(1) The decrease is due to the City using a new GIS audit system.

(2) The increase is due to the City using a new GIS audit system.

Sources: Various City departments

## **COMPLIANCE SECTION**



**INDEPENDENT AUDITOR'S REPORT ON INTERNAL CONTROL OVER FINANCIAL REPORTING  
AND ON COMPLIANCE AND OTHER MATTERS BASED ON AN AUDIT OF FINANCIAL STATEMENTS  
PERFORMED IN ACCORDANCE WITH GOVERNMENT AUDITING STANDARDS**

---

**To the Honorable Mayor and Members  
of the City Council  
Conyers, Georgia**

We have audited, in accordance with the auditing standards generally accepted in the United States of America and the standards applicable to financial audits contained in *Government Auditing Standards*, issued by the Comptroller General of the United States, the financial statements of the governmental activities, the business-type activities, the discretely presented component unit, each major fund, and the aggregate remaining fund information of the City of Conyers, Georgia (the "City"), as of and for the year ended June 30, 2024, and the related notes to the financial statements, which collectively comprise the City's basic financial statements, and have issued our report thereon dated November 18, 2024.

**Report on Internal Control over Financial Reporting**

In planning and performing our audit of the financial statements, we considered the City's internal control over financial reporting ("internal control") as a basis for designing audit procedures that are appropriate in the circumstances for the purpose of expressing our opinions on the financial statements, but not for the purpose of expressing an opinion on the effectiveness of the City's internal control. Accordingly, we do not express an opinion on the effectiveness of the City's internal control.

*A deficiency in internal control* exists when the design or operation of a control does not allow management or employees, in the normal course of performing their assigned functions, to prevent, or detect and correct, misstatements, on a timely basis. *A material weakness* is a deficiency, or a combination of deficiencies, in internal control, such that there is a reasonable possibility that a material misstatement of the entity's financial statements will not be prevented, or detected and corrected, on a timely basis. *A significant deficiency* is a deficiency, or a combination of deficiencies, in internal control that is less severe than a material weakness, yet important enough to merit attention by those charged with governance.

Our consideration of internal control was for the limited purpose described in the first paragraph of this section and was not designed to identify all deficiencies in internal control that might be material weaknesses or, significant deficiencies. Given these limitations, during our audit, we did not identify any deficiencies in internal control that we consider to be material weaknesses. However, material weaknesses or significant deficiencies may exist that were not identified.

---

**Report on Compliance and Other Matters**

As part of obtaining reasonable assurance about whether the City's financial statements are free from material misstatement, we performed tests of its compliance with certain provisions of laws, regulations, contracts, and grant agreements, noncompliance with which could have a direct and material effect on the financial statements. However, providing an opinion on compliance with those provisions was not an objective of our audit, and accordingly, we do not express such an opinion. The results of our tests disclosed no instances of noncompliance or other matters that are required to be reported under *Government Auditing Standards*.

**Purpose of This Report**

The purpose of this report is solely to describe the scope of our testing of internal control and compliance and the results of that testing, and not to provide an opinion on the effectiveness of the City's internal control or on compliance. This report is an integral part of an audit performed in accordance with *Government Auditing Standards* in considering the City of Conyers's internal control and compliance. Accordingly, this communication is not suitable for any other purpose.

Macon, Georgia  
November 18, 2024

*Mauldin & Jenkins, LLC*